

PROFESSIONAL TOOLS

CATALOGUE

edition 3



PROFESSIONAL TOOLS
PRODUCTION | SALES | SERVICE





INTERNET APPLICATION

the new technology for tool and machine management

TOOLCLOUD 4.0



Simplicity:

Clear and transparent interface that even novice users can handle.



Mobility:

Access to the program is possible from any device with a web browser without the need to install additional software on your computer or phone.



Flexibility:

The program can be configured, to best reflect the structure in your company.



Complexity:

One-stop place, where you can check our stock, what's happening in service, but also quickly place an order with delivery.



Frugality:

Bright and clear overview on tools stocks and upcoming services will help you to avoid unplanned downtime.



Time saving:

DPM reader will help you locate and manage tools fast. Tool release to employees or shipping to service will take just a moment.



ToolCloud

has been developed according to INDUSTRY 4.0
Easy to locate resources during the production process.



DataMatrix code

Unique DataMatrix code allows collect information about the tool and manage them effectively.

CONTENTS



Company Details 4 - 11

CNC PROCESSING



PCD & HM Tools 12 - 37



Solid Carbide Router Bits 38 - 60



PCD & VHM Tools for Composites 61 - 87



Chucks & Accessories 88 - 100

EDGEBANDING PROCESS



Tools for Edgebanding Machines 101 - 113

CUTTING PROCESS



Circular Saw Blades 114 - 143

DRILLING PROCESS



Drill Bits 144 - 166

KNIVES



Straight & System Knives 167 - 172

STARTER KIT & EXTRAS



Starter Kit 173 - 174

PCD & HM TOOLS

SOLID CARBIDE
ROUTER BITS

PCD & VHM TOOLS
OR COMPOSITES

CHUCKS
& ACCESSORIES

TOOLS FOR EDGEBANDING
MACHINES

CIRCULAR SAW BLADES

DRILL BITS

STRAIGHT
& SYSTEM KNIVES

STARTER KIT

ITA TOOLS

Company details

ITA TOOLS Company is a Polish manufacturer of professional cutting tools located in Cracow with Production and Service Center in Mielec, Special Industrial Zone and warehouse in Wieliczka.

We offer a wide range of tools for woodworking industry, furniture production and processing composite materials.

PRODUCTS

Product range includes:

- Solid carbide spiral bits
- PCD router bits and cutters
- Industrial drills
- Saw blades
- Cutter heads and pre milling cutter heads
- Interchangeable and planer knives
- CNC chuck and accessories
- Other customized tools

WAREHOUSE

Why better than other?

- Industrial tool available on stock!
- B2B system for collect orders 24/7h
- Fast delivery thanks to localization in the middle of Europe
- Customized production
- Experienced staff ready to met your specific needs

PRODUCTION & SERVICE CENTER

Full range tools services!

- Sharpening, regeneration, coating
- Modern CNC machine park witch machines from: WALTER®, VOLLMER®, ANCA®, DMG MORI®, HAIMER®
- Certified staff work 24/7 for 3 shifts, 7 days a week
- Perfect service at the highest level appreciated by customers

Experience & Knowledge



Professional Tool Service 24/7



Availability & Quality



World Wide Export



Innovation: Laser Ablation



Here you can find video presentation about our company.



Our company has obtained ISO certificate 1586/10/2020/ZSZ/R meeting the following standards:

PN-EN ISO 9001:2015 – Quality Management System
 PN-EN ISO 14001:2015 – Environmental Management System
 PN-EN ISO 45001:2018-06 – Management BHP System







PRODUCTION AND SERVICE

PCD and HM Tools

ITA TOOLS company is supplier of professional industrial cutting tools and solutions for business. Our production center is one of the biggest and modern machinery park's in Central Europe.

Our products are distinguished by high tolerance and best precision. We are proud of our production center and tools, therefore we invite you for an individual visit or live video presentation.

Our company is pioneer in technology of PCD sharpening by laser ablation method. Laser ablation works by focusing a laser onto a substrate to a remove material that is on it's surface. Laser ablation is a much more efficient, reliable and cost-effective method.

Laser ablation has many benefits over more traditional methods of Sharpening processes, such as:

- The sharpening area doesn't warm up
- Ultimate precision especially for DIA profile cutting edges, thanks to the laser technology we are able to sharp any angle as well as chip breakers
- After laser ablation the cutting blade is more precise
- The laser cuts PCD and binder concurrent
- Simple processing of coarse PCD
- Expanding tools life and not harmful for ecology



Braze-welding procedure certified.
Testing standard: **PN-EN ISO 13585:2012**

15 000 m²

**Production Centre in Mielec, Poland:
Brand new facility of tool manufacturing
and sharpening service center.**

Brand new and advanced CNC machines from DMG MORI®, WALTER®, VOLLMER® and ANCA® in combination with professional team of operators and engineers create the NEW quality level of products and services.

WE TAKE CARE OF YOUR TOOLS

We are still working 24/h, 3 shifts – 7 days in week for you!

- Each tool is registered in database on each step of services
- Ultrasonic cleaning or micro glass grain sandblasting depend of tool and dirt provide best quality
- Measurements before and after services on WALTER® ADVANCE, WALTER® HELISET and ZOLLER®

Measurements after sharpening with an accuracy of 0.01 mm – indicating diameter before and after sharpening.

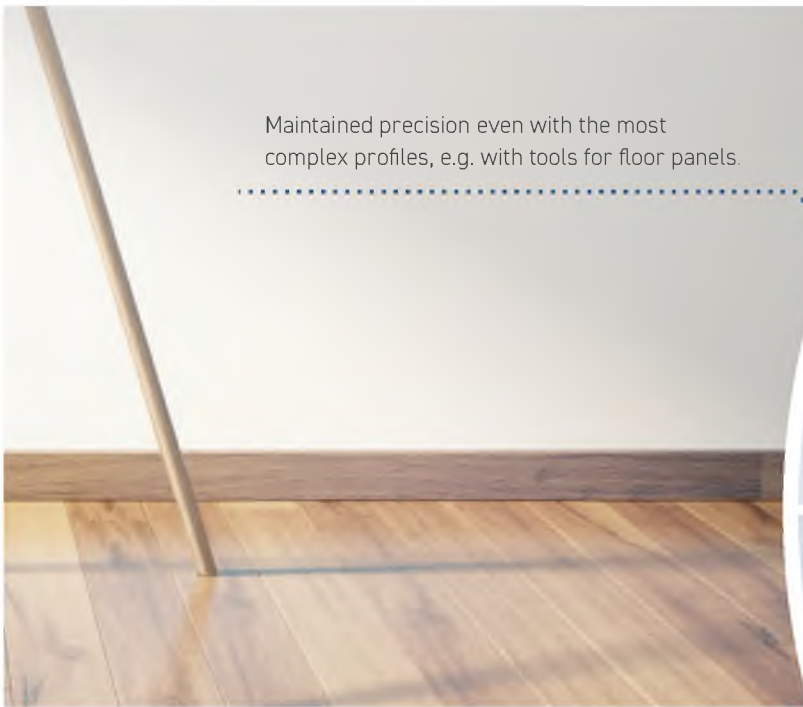
- Top quality of induction brazing by CEIA® machines
- Sharpening PCD technology provided by modern CNC machines DMG MORI®, WALTER® and VOLLMER®
- High grinding quality thanks to WALTER® machines
- Dynamic balancing with a tolerance of G2.5 thanks to HAIMER® machines

Unique on European scale Laser ablation sharpening technology provided by DMG MORI®.

We are pioneers in sharpening tools using the laser ablation method in the furniture industry.


LASER ABLATION

The biggest advantages over other traditional sharpening methods.



Maintained precision even with the most complex profiles, e.g. with tools for floor panels.

Fully automatic machines speed up the sharpening process



A more precise surface of the blade translates into better machining quality and less frequently required tool service.



WHAT IS ABLATION?

In the ablation process, we use laser beams to remove nicks formed on the blade. Thanks to that we are obtaining unprecedented smoothness of the blade in a short time. It allows for accomplishing, even better-finished surfaces of the processed materials.

- ✓ PCD is processed at the same time as well as the binder.
- ✓ Tool sharpening is possible with chip breaker.
- ✓ Perfect blade finish.
- ✓ The minimum radius is 15 µm.
- ✓ Sharpening Entire PCD Tool Sets.
- ✓ Longer tool life.

We sharpen tools with a diameter of **up to 320 mm**, height **up to 350 mm**, weight **up to 25 kg**.

WIDE RANGE OF SERVICES

WE SHARPEN EVERY ANGLE

OPTIMIZATION

QUALITY CONTROL

Thanks to the laser, we are able to sharpen the angle from 15 microns.



The ability to sharpen the entire set of tools in one cycle, without the need to disassemble the tool, while maintaining an even diameter of the blades.

Thanks to the built-in camera, the grade of the tools is checked before each sharpening, which allows you to determine the minimum amount of material that should be collected in order to sharpen the tool as well as possible.



B2B SALES SYSTEM

Your personal account with order center & useful product information 24/7



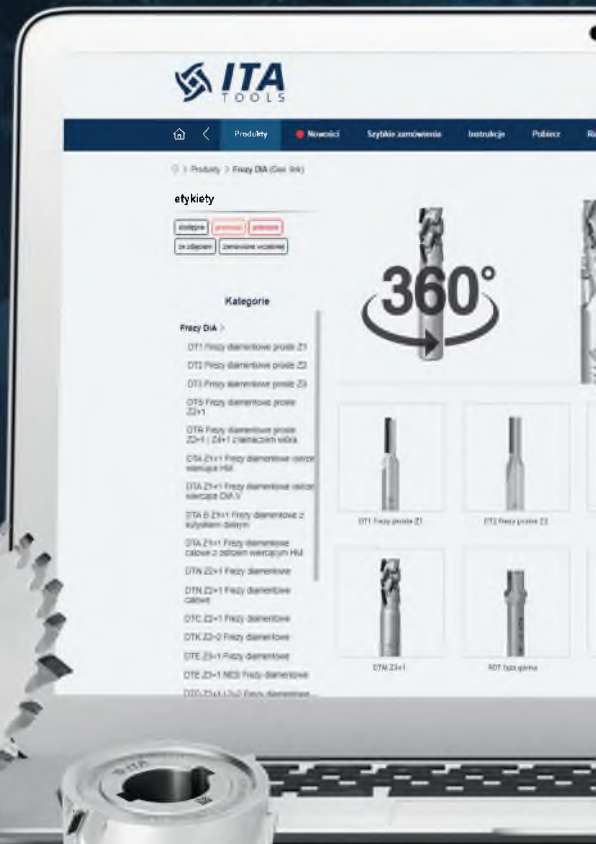
INTUITIVE PROCESS OF PRODUCT ORDERING

Simple way for placing orders independently.



ACCESS TO INVOICES AND PAYMENTS

Download invoices directly from your account.



SCAN THE CODE AND FILL OUT THE FORM



Further information about the B2B sales system can be found here:

www.b2b-itatools.pl



SIMPLE PRODUCT SEARCHING SYSTEM

Wide range of filters enabling the selection of appropriate tools





SEARCH PRODUCT BY THE TYPE OF MACHINE

Filters enabling the selection of both tools for machines as well as blades for power tools.



ORDER STATUS MONITORING

The ability to check order status on your own.



ACCESS TO STOCK

Access to actual product stock 24/7.



INTUITIVE AND USER FRIENDLY SYSTEM

System based on the most common customer requirements and is constantly being developed.



ACCESS TO THE ORDER HISTORY AND INVOICES

Full history track of your offers, orders, invoices in one place.




ACCESS TO ACTUAL PROMOTIONS

Instant information about all current promotions for B2B users.





CNC PROCESSING



Chapter

Diamond and HM Tools



PCD & HM TOOLS

SOLID CARBIDE
ROUTER BITS

PCD & VHM TOOLS FOR
COMPOSITES

CHUCKS
& ACCESSORIES

TOOLS FOR EDGEBANDING
MACHINES

CIRCULAR SAW BLADES

DRILL BITS

STRAIGHT
& SYSTEM KNIVES

STARTER KIT

DT1



Technical details:

- Single PCD tip
- Body made from tungsten carbide hardness of 93,8 HRA
- Can be resharpened:
 - H2,5 - (2-3 sharpening operations),
 - H3 - (3-4 sharpening operations)

Application:

To be used on all CNC routers for grooving, jointing and sizing of solid wood, wood-based panels and composites.

D mm	I mm	L mm	S mm	Z	α	PCD H mm	BODY	ARTICLE
4	12	70	6	1	0°	2,5	HM	DT1.04.012.06.0MR
5	10	60	6	1	Neg.	3,0	HM	DT1.05.010.06.0MR
5	20	70	6	1	Neg.	3,0	HM	DT1.05.020.06.0MR
6	12	60	6	1	Neg.	3,0	HM	DT1.06.012.06.0MR
6	12	70	8	1	Neg.	3,0	HM	DT1.06.012.08.0MR
6	12	70	10	1	Neg.	3,0	HM	DT1.06.012.10.0MR
6	20	70	6	1	0°	3,0	HM	DT1.06.020.06.0MR
6	22	75	12	1	Neg.	3,0	HM	DT1.06.022.12.0MR
8	15	70	8	1	Neg.	3,0	HM	DT1.08.015.08.0MR
8	20	70	8	1	Neg.	3,0	HM	DT1.08.020.08.0MR
8	23	75	12	1	0°	3,0	HM	DT1.08.023.12.0MR
10	15	70	10	1	Neg.	3,0	HM	DT1.10.015.10.0MR
12	20	73	12	1	Neg.	3,0	HM	DT1.12.020.12.0MR

Sizes in inches:

D inch	I inch	L inch	S inch	Z	α	BODY	ARTICLE
1/4	1/2	2 11/16	1/4	1	Neg.	HM	DT1.06.012.06.5MR
1/2	1	2 11/16	1/2	1	Neg.	HM	DT1.12.025.12.5MR
1/2	1 1/4	2 11/16	1/2	1	Neg.	HM	DT1.12.031.12.5MR
5/8	1	2 11/16	1/2	1	Neg.	HM	DT1.15.025.15.5MR
3/4	1	2 11/16	1/2	1	Neg.	HM	DT1.19.025.19.5MR

DT2



Technical details:

- Full double PCD tips
- Body made from tungsten carbide hardness of 93,8 HRA or stainless steel
- Can be resharpened:
 - H2 - (2-3 sharpening operations),
 - H3 - (3-4 sharpening operations)

Application:

To be used on all CNC routers for grooving, jointing and sizing of solid wood, wood-based panels and composites (HPL, MDF materials).

Advantages:

Perfect chip ejection, excellent finish of the working edge and quiet work.

D mm	I mm	L mm	S mm	Z	α	PCD H mm	BODY	ARTICLE
6	10	75	12	2	Neg.	3,0	HM	DT2.06.010.12.0MR
8	15	70	8	2	Neg.	3,0	HM	DT2.08.015.08.0MR
8	15	70	10	2	Neg.	3,0	HM	DT2.08.015.10.0MR
8	20	70	8	2	Neg.	3,0	HM	DT2.08.020.08.0MR
8	22	75	12	2	Neg.	3,0	HM	DT2.08.022.12.0MR
10	10	73	12	2	Neg.	3,0	HM	DT2.10.010.12.0MR
10	15	70	10	2	Neg.	3,0	HM	DT2.10.015.10.0MR
10	22	70	12	2	Neg.	3,0	HM	DT2.10.022.12.0MR
10	15	70	8	2	Neg.	3,0	HM	DT2.10.015.08.0MR
12	15	73	12	2	Neg.	3,0	HM	DT2.12.015.12.0MR
12	20	73	12	2	Neg.	3,0	HM	DT2.12.020.12.0MR
14	12	60	8	2	Pos./Neg.	2,0	Stainless steel	DT2.14.012.08.0SR*
15	12	60	8	2	Pos./Neg.	2,0	Stainless steel	DT2.15.012.08.0SR*
16	12	63	8	2	Pos./Neg.	2,0	Stainless steel	DT2.16.012.08.0SR*

* grooving for LED for power tools

Sizes in inches:

D inch	I inch	L inch	S inch	Z	α	PCD H mm	BODY	ARTICLE
1/4	1/2	2 3/4	1/4	2	0°	2,5	HM	DT2.06.012.12.5MR
1/4	3/4	2 3/4	1/4	2	0°	2,0	HM	DT2.06.019.06.5MR
3/8	1/2	2 3/4	1/2	2	0°	2,5	HM	DT2.09.012.12.5MR
3/8	7/8	3	3/8	2	0°	3,0	HM	DT2.09.022.09.5MR
3/8	1 1/8	3	3/8	2	Neg.	3,0	HM	DT2.09.020.09.5MR
1/2	1	3	1/2	2	Neg.	3,0	HM	DT2.12.025.12.5MR
1/2	1 9/64	3	1/2	2	Neg.	3,0	HM	DT2.12.028.12.5MR
1/2	1 3/8	3 1/2	1/2	2	Neg.	3,0	HM	DT2.12.034.12.5MR

PCD & HM TOOLS
SOLID CARBIDE ROUTER BITS
PCD & VHM TOOLS FOR COMPOSITES
CHUCKS & ACCESSORIES
TOOLS FOR EDGEBANDING MACHINES
CIRCULAR SAW BLADES
DRILL BITS
STRAIGHT & SYSTEM KNIVES
STARTER KIT

Diamond Router Bits Z2+1

DTS
positive-negative



Technical details:

- Full double PCD tips, positive - negative
- Body made from tungsten carbide hardness of 93,8 HRA or DENSIMET®
- Can be resharpened:
 - H2,5 - (2-3 sharpening operations),
 - H3,5 - (3-4 sharpening operations)
- PCD tip at the bottom to drill

Application:

To be used on all CNC routers for jointing and sizing of solid wood, wood-based panels and composites (HPL, MDF materials)

Advantages:

Perfect chip ejection, excellent finish of the working edge and quiet work.

D mm	I mm	L mm	S mm	Z	α	PCD H mm	BODY	ARTICLE
8	15	70	8	2+1	Pos.-Neg.	3,5	HM	DTS.08.015.08.1MR
8	15	70	12	2+1	Pos.-Neg.	3,5	DENSIMET®	DTS.08.015.12.0DR
8	20	70	12	2+1	Pos.-Neg.	3,5	DENSIMET®	DTS.08.020.12.0DR
10	15	70	10	2+1	Pos.-Neg.	3,5	DENSIMET®	DTS.10.015.10.0MR
10	15	70	12	2+1	Pos.-Neg.	3,5	DENSIMET®	DTS.10.015.12.0DR
10	20	70	12	2+1	Pos.-Neg.	3,5	DENSIMET®	DTS.10.020.12.0DR
12	15	70	12	2+1	Pos.-Neg.	3,5	HM	DTS.12.015.12.0MR
12	15	70	12	2+1	Pos.-Neg.	3,5	DENSIMET®	DTS.12.015.12.0DR
12	20	70	12	2+1	Pos.-Neg.	3,5	HM	DTS.12.020.12.0MR
12	20	70	12	2+1	Pos.-Neg.	3,5	DENSIMET®	DTS.12.020.12.0DR
12	25	70	12	2+1	Pos.-Neg.	3,5	DENSIMET®	DTS.12.025.12.0DR
20	25	70	20	2+1	Pos.-Neg.	3,5	DENSIMET®	DTS.20.025.20.0SR

Sizes in inches:

D inch	I inch	L inch	S inch	Z	α	PCD H mm	BODY	ARTICLE
3/8	1	2 3/4	3/8	2+1	Pos.-Neg.	2,5	DENSIMET®	DTS.09.025.09.5MR
1/2	1	2 3/4	1/2	2+1	Pos.-Neg.	3,5	DENSIMET®	DTS.12.025.12.5MR

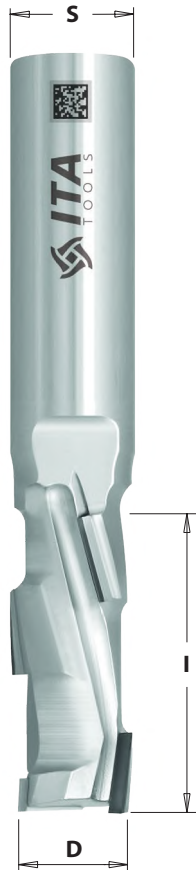
DTA



Z1+1

RH

LH



Technical details:

- One full PCD blade spread out on three helix wings
- Body made from stainless steel > 28 HRC or tungsten carbide
- Approval class of shank H6
- The shank surface roughness $Ra \leq 0,3 \mu m$
- Can be resharpened: H2,5 - (2-3 sharpening operations)

Application:

For jointing, rabbeting, grooving, copying and dividing cuts of raw materials, chipboard panels with or without laminate.



The shank surface roughness $Ra \leq 0,3 \mu m$



Approval class of shank **H6**



Dynamic balancing class **G2.5**

TUNGSTEN CARBIDE body:

D mm	I mm	L mm	S mm	TIPS	PCD H mm	ARTICLE RH	ARTICLE LH
6	16	80	8	2 PCD + 1 HM	2,5	DTA.06.016.08.0MR	-
8	21	80	8	2 PCD + 1 HM	2,5	DTA.08.021.08.0MR	-
8	21	80	12	2 PCD + 1 HM	2,5	DTA.08.021.12.0MR	-
8	27	80	8	3 PCD + 1 HM	2,5	DTA.08.027.08.0MR	DTA.08.027.08.0ML
8	36	80	8	4 PCD + 1 HM	2,5	DTA.08.036.08.0MR	DTA.08.036.08.0ML
10	27	80	10	3 PCD + 1 HM	2,5	DTA.10.027.10.0MR	-
12	27	80	12	3 PCD + 1 HM	2,5	DTA.12.027.12.0MR	-

Diamond Router Bits Z1+1

STAINLESS STEEL body:

D mm	I mm	L mm	S mm	TIPS	PCD H mm	ARTICLE RH	ARTICLE LH
8	21	69	12	3 PCD + 1 HM	1,5	DTA.08.021.12.0SR	-
10	15	63	12	1 PCD + 1 HM	2,5	DTA.10.015.12.0SR	-
10	21	69	12	3 PCD + 1 HM	2,5	DTA.10.021.12.0SR	-
10	25	70	12	3 PCD + 1 HM	2,5	DTA.10.025.12.0SR	DTA.10.025.12.0SL
10	35	83	12	4 PCD + 1 HM	2,5	DTA.10.035.12.0SR	DTA.10.035.12.0SL
12	21	69	12	3 PCD + 1 HM	2,5	DTA.12.021.12.0SR	-
12	25	76	12	3 PCD + 1 HM	2,5	DTA.12.025.12.0SR	DTA.12.025.12.0SL
12	35	85	12	4 PCD + 1 HM	2,5	DTA.12.035.12.0SR	DTA.12.035.12.0SL
12	45	93	12	5 PCD + 1 HM	2,5	DTA.12.045.12.0SR	DTA.12.045.12.0SL
16	25	85	16	3 PCD + 1 HM	2,5	DTA.16.025.16.0SR	DTA.16.025.16.0SL
16	35	95	16	4 PCD + 1 HM	2,5	DTA.16.035.16.0SR	DTA.16.035.16.0SL
16	45	105	16	5 PCD + 1 HM	2,5	DTA.16.045.16.0SR	DTA.16.045.16.0SL
16	55	114	16	6 PCD + 1 HM	2,5	DTA.16.055.16.0SR	DTA.16.055.16.0SL
18	25	87	20	3 PCD + 1 HM	2,5	DTA.18.025.20.0SR	DTA.18.025.20.0SL
18	35	97	20	4 PCD + 1 HM	2,5	DTA.18.035.20.0SR	DTA.18.035.20.0SL
18	45	107	20	5 PCD + 1 HM	2,5	DTA.18.045.20.0SR	DTA.18.045.20.0SL
18	45	107	25	5 PCD + 1 HM	2,5	DTA.18.045.25.0SR	DTA.18.045.25.0SL
20	25	85	20	3 PCD + 1 HM	2,5	DTA.20.025.20.0SR	DTA.20.025.20.0SL
20	35	95	20	4 PCD + 1 HM	2,5	DTA.20.035.20.0SR	DTA.20.035.20.0SL
20	45	104	20	5 PCD + 1 HM	2,5	DTA.20.045.20.0SR	DTA.20.045.20.0SL
20	55	113	20	6 PCD + 1 HM	2,5	DTA.20.055.20.0SR	DTA.20.055.20.0SL
20	65	129	20	7 PCD + 1 HM	2,5	DTA.20.065.20.0SR	DTA.20.065.20.0SL
20	72	129	20	8 PCD + 1 HM	2,5	DTA.20.072.20.0SR	-
20	80	137	20	9 PCD + 1 HM	2,5	DTA.20.080.20.0SR	DTA.20.080.20.0SL

All sizes available with shank 12, 16, 18 ,20 ,25.

Diamond Router Bits Z1+1

Sizes in inches:

D inch	I inch	S inch	TIPS	PCD H mm	ARTICLE RH
3/8	1 1/2	3/8	4 PCD + 1 HM	2,5	DTA.09.038.09.5SR
1/2	1	1/2	3 PCD + 1 HM	2,5	DTA.12.025.12.5SR
1/2	3 1/8	1/2	4 PCD + 1 HM	2,5	DTA.12.028.12.5SR
1/2	1 3/8	1/2	4 PCD + 1 HM	2,5	DTA.12.035.12.5SR
1/2	1 1/2	1/2	4 PCD + 1 HM	2,5	DTA.12.038.12.5SR
1/2	1 3/4	1/2	5 PCD + 1 HM	2,5	DTA.12.045.12.5SR
5/8	1 3/8	5/8	4 PCD + 1 HM	2,5	DTA.15.035.12.5SR
5/8	1 3/4	5/8	5 PCD + 1 HM	2,5	DTA.15.045.12.5SR
3/4	1	3/4	3 PCD + 1 HM	2,5	DTA.19.025.12.5SR
3/4	1 3/4	3/4	5 PCD + 1 HM	2,5	DTA.19.045.12.5SR
3/4	2	3/4	6 PCD + 1 HM	2,5	DTA.19.050.19.5SR



BSR with bearing:

D mm	I mm	L mm	S mm	TIPS	PCD H mm	ARTICLE RH
12,7	27	81,5	8	3 PCD	2,5	DTA.12.027.08.BSR
12,7	27	81,5	12	3 PCD	2,5	DTA.12.027.12.BSR
12,7	36	91,5	12	4 PCD	2,5	DTA.12.036.12.BSR
12,7	44	99,5	12	5 PCD	2,5	DTA.12.044.12.BSR



VSR with steel body and PCD angle 45°:

D mm	I mm	L mm	S mm	TIPS	PCD H mm	ARTICLE RH
10	27	80	12	3+1 PCD	2,5	DTA.10.027.12.VSR
12	27	82	12	3+1 PCD	2,5	DTA.12.027.12.VSR
12	36	91	12	4+1 PCD	2,5	DTA.12.036.12.VSR
16	36	102	16	4+1 PCD	2,5	DTA.16.036.16.VSR
16	45	111	16	5+1 PCD	2,5	DTA.16.045.16.VSR

DTB



Technical details:

- One full PCD blade spread out on three helix wings
- Body made from stainless steel > 28 HRC
- Approval class of shank H6
- The shank surface roughness Ra $\leq 0,3 \mu\text{m}$
- Can be resharpened: H2,5 - (2-3 sharpening operations)

Application:

For jointing, rabbeting, grooving, copying and dividing cuts of materials such as: laminated MDF, chipboard, plywood, hard wood.

Advantages:

- Excellent for materials such as: laminated MDF, chipboard, plywood, hard wood
- Special body construction with more PCD teeth
- Additional space for chip ejection
- Excellent quality-price ratio

D mm	I mm	L mm	S mm	TIPS	PCD H mm	ARTICLE RH
12	25	69	12	4 PCD + 1 HM	2,5	DTB.12.025.12.SSR
12	35	79	12	5 PCD + 1 HM	2,5	DTB.12.035.12.SSR
12	45	93	12	6 PCD + 1 HM	2,5	DTB.12.045.12.SSR
16	25	85	16	4 PCD + 1 HM	2,5	DTB.16.025.16.SSR
16	35	95	16	5 PCD + 1 HM	2,5	DTB.16.035.16.SSR
16	43	105	16	6 PCD + 1 HM	2,5	DTB.16.045.16.SSR
16	55	114	16	7 PCD + 1 HM	2,5	DTB.16.055.16.SSR
20	25	85	20	4 PCD + 1 HM	2,5	DTB.20.025.20.SSR
20	35	95	20	5 PCD + 1 HM	2,5	DTB.20.035.20.SSR
20	45	104	20	6 PCD + 1 HM	2,5	DTB.20.045.20.SSR
20	52	113	20	7 PCD + 1 HM	2,5	DTB.20.055.20.SSR

DTN



Z2+2

RH

LH



Technical details:

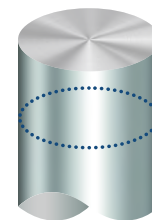
- Two full PCD blades spread out on four helix wings
- Body made from stainless steel > 28 HRC
- Approval class of shank H6
- The shank surface roughness Ra $\leq 0,3 \mu\text{m}$
- Can be resharpened: H2,5 - (2-3 sharpening operations)

Application:

For nesting, jointing, rabbeting, grooving, copying and dividing cuts of raw materials, chipboard panels with or without laminate.



The shank surface roughness
Ra $\leq 0,3 \mu\text{m}$



Approval class of shank
H6



Dynamic balancing
class G2.5

D mm	I mm	L mm	S mm	TIPS	PCD H mm	ARTICLE RH	ARTICLE LH
12	25	78	12	6 PCD + 1 HM	2,5	DTN.12.025.12.0SR	DTN.12.025.12.0SL
12	25	87	16	6 PCD + 1 HM	2,5	DTN.12.025.16.0SR	DTN.12.025.16.0SL
12	25	89	20	6 PCD + 1 HM	2,5	DTN.12.025.20.0SR	DTN.12.025.20.0SL
12	35	97	12	8 PCD + 1 HM	2,5	DTN.12.035.12.0SR	DTN.12.035.12.0SL
12	35	99	20	8 PCD + 1 HM	2,5	DTN.12.035.20.0SR	DTN.12.035.20.0SL
16	25	87	16	6 PCD + 1 HM	2,5	DTN.16.025.16.0SR	DTN.16.025.16.0SL
16	25	87	20	6 PCD + 1 HM	2,5	DTN.16.025.20.0SR	DTN.16.025.20.0SL
16	35	96	16	8 PCD + 1 HM	2,5	DTN.16.035.16.0SR	DTN.16.035.16.0SL
16	35	97	20	8 PCD + 1 HM	2,5	DTN.16.035.20.0SR	DTN.16.035.20.0SL


Diamond Router Bits Z2+2

D mm	I mm	L mm	S mm	Z	PCD H mm	ARTICLE RH	ARTICLE LH
16	45	104	16	10 PCD + 1 HM	2,5	DTN.16.045.16.0SR	DTN.16.045.16.0SL
16	45	104	20	10 PCD + 1 HM	2,5	DTN.16.045.20.0SR	DTN.16.045.20.0SL
16	55	114	16	12 PCD + 1 HM	2,5	DTN.16.055.16.0SR	DTN.16.055.16.0SL
18	25	84	20	6 PCD + 1 HM	2,5	DTN.18.025.20.0SR	DTN.18.025.20.0SL
18	35	97	20	8 PCD + 1 HM	2,5	DTN.18.035.20.0SR	DTN.18.035.20.0SL
20	25	85	20	6 PCD + 1 HM	2,5	DTN.20.025.20.0SR	DTN.20.025.20.0SL
20	35	97	20	8 PCD + 1 HM	2,5	DTN.20.035.20.0SR	DTN.20.035.20.0SL
20	45	104	20	10 PCD + 1 HM	2,5	DTN.20.045.20.0SR	DTN.20.045.20.0SL
20	55	113	20	12 PCD + 1 HM	2,5	DTN.20.055.20.0SR	DTN.20.055.20.0SL
20	65	129	20	14 PCD + 1 HM	2,5	DTN.20.065.20.0SR	-
25	25	90	25	6 PCD + 1 HM	2,5	DTN.25.025.25.0SR	DTN.25.025.25.0SL

Sizes in inches:

D inch	I inch	S inch	Z	PCD H mm	ARTICLE RH	ARTICLE LH
1/2	1	1/2	6PCD + 1HM	2,5	DTN.12.025.12.5SR	DTN.16.045.16.0SL
1/2	1 1/8	1/2	7PCD + 1HM	2,5	DTN.12.030.12.5SR	DTN.16.045.20.0SL
1/2	1 3/8	1/2	8PCD + 1HM	2,5	DTN.12.035.12.5SR	DTN.16.055.16.0SL
1/2	1 1/2	1/2	8PCD + 1HM	2,5	DTN.12.038.12.5SR	DTN.18.025.20.0SL
5/8	1 1/8	5/8	7PCD + 1HM	2,5	DTN.15.030.19.5SR	DTN.18.035.20.0SL
5/8	1 3/8	5/8	8PCD + 1HM	2,5	DTN.15.035.15.5SR	DTN.20.025.20.0SL
5/8	1 3/4	5/8	10PCD + 1HM	2,5	DTN.15.045.15.5SR	DTN.20.035.20.0SL
3,4	1 3/8	3,4	8PCD + 1HM	2,5	DTN.19.035.19.5SR	DTN.20.045.20.0SL
3,4	1 3/4	3,4	10PCD + 1HM	2,5	DTN.19.045.19.5SR	DTN.20.055.20.0SL
3,4	2	3,4	16PCD + 1HM	2,5	DTN.19.050.19.5SR	-

DTL



Technical details:


- Two full PCD blades spread out on four helix wings
- Body made from stainless steel > 28 HRC
- Approval class of shank H6
- The shank surface roughness Ra $\leq 0,3 \mu\text{m}$
- Can be resharpened: H2,5 - (2-3 sharpening operations)
- Quiet work, better chip rejection

Application:

For nesting, jointing, rabbeting, grooving, copying and dividing cuts of raw materials, chipboard panels with or without laminate.



The shank surface roughness
Ra $\leq 0,3 \mu\text{m}$



Approval class of shank
H6



Dynamic balancing
class G2.5

D mm	I mm	L mm	S mm	TIPS	PCD H mm	ARTICLE RH
12	25	70	12	6+1 PCD	2,5	DTL.12.025.12.0SR
12	28	80	12	6+1 PCD	2,5	DTL.12.028.12.0SR
12	35	90	12	8+1 PCD	2,5	DTL.12.035.12.0SR
12	43	105	12	10+1 PCD	2,5	DTL.12.043.12.0SR
16	25	70	16	6+1 PCD	2,5	DTL.16.025.16.0SR
16	28	80	16	6+1 PCD	2,5	DTL.16.028.16.0SR
16	35	90	16	8+1 PCD	2,5	DTL.16.035.16.0SR
16	43	105	16	10+1 PCD	2,5	DTL.16.043.16.0SR
18	25	85	20	6+1 PCD	2,5	DTL.18.025.20.0SR
18	35	90	20	8+1 PCD	2,5	DTL.18.035.20.0SR
18	43	105	20	10+1 PCD	2,5	DTL.18.043.20.0SR
18	52	115	20	12+1 PCD	2,5	DTL.18.052.20.0SR
20	25	85	20	6+1 PCD	2,5	DTL.20.025.20.0SR
20	28	80	20	6+1 PCD	2,5	DTL.20.028.20.0SR
20	35	90	20	8+1 PCD	2,5	DTL.20.035.20.0SR
20	43	105	20	10+1 PCD	2,5	DTL.20.043.20.0SR
20	52	115	20	12+1 PCD	2,5	DTL.20.052.20.0SR

DTE



Technical details:


- Three full PCD blades spread out on three helix wings
- DENSIMET® body
- Can be resharpened: H2,5 - (2-3 sharpening operations)
- Fast feed rate, excellent finish of the working edge and quiet work

Application:

For nesting, jointing, rabbeting, grooving, copying and dividing cuts of raw materials, chipboard panels with or without veneer, MDF, hardwood, plywood.



The shank surface roughness
Ra < 0,3 μm



Approval class of shank
H6



Dynamic balancing
class G2.5

DENSIMET® body:

D mm	I mm	L mm	S mm	TIPS	PCD H mm	α	ARTICLE RH
10	22	70	12	8+1 PCD	2,5	Negativ	DTE.10.022.12.0DR
12	20	68	12	7+1 PCD	2,5	Negativ	DTE.12.020.12.0DR
12	22	70	12	7+1 PCD	2,5	Negativ	DTE.12.022.12.0DR
12	22	70	12	7+1 PCD	2,5	Positiv	DTE.12.022.12.2DR
12	25	75	12	9+1 PCD	2,5	Negativ	DTE.12.025.12.1DR
12	27	75	12	9+1 PCD	2,5	Negativ	DTE.12.027.12.0DR
12	35	83	12	11+1 PCD	2,5	Negativ	DTE.12.035.12.0DR

DTE



Z3+1

RH

LH



Technical details:


- Three full PCD blades spread out on three helix wings
- Body from special stainless steel
- Can be resharpened:
 - H4 - (4-5 sharpening operations);
 - H4,5 (5-6 sharpening operations)
- Fast feed rate, excellent finish of the working edge and quiet work

Application:

For jointing, rabbeting, grooving, copying and dividing cuts of raw materials, chipboard panels with or without veneer, MDF, hardwood, plywood.



The shank surface roughness
Ra ≤ 0,3 μm



Approval class of shank
H6



Dynamic balancing
class G2.5

STAINLESS STEEL body:

D mm	I mm	L mm	S mm	TIPS	PCD H mm	ARTICLE RH	ARTICLE LH
16	20	84	16	10+1 PCD	4	DTE.16.020.16.OSR	-
16	25	86	16	13+1 PCD	4	DTE.16.025.16.OSR	DTE.16.025.16.OSL
16	25	90	20	13+1 PCD	4	DTE.16.025.20.OSR	-
16	30	91	16	16+1 PCD	4	DTE.16.030.16.OSR	-
16	35	96	16	18+1 PCD	4	DTE.16.035.16.OSR	DTE.16.035.16.OSL
16	40	101	16	21+1 PCD	4	DTE.16.040.16.OSR	-
18	25	87	20	14+1 PCD	4,5	DTE.18.025.20.OSR	-
18	30	92	20	17+1 PCD	4,5	DTE.18.030.20.OSR	-


Diamond Router Bits Z3+1 – TURBO

D mm	I mm	L mm	S mm	TIPS	PCD H mm	ARTICLE RH	ARTICLE LH
18	35	97	20	19+1 PCD	4,5	DTE.18.035.20.0SR	-
18	45	107	20	25+1 PCD	4,5	DTE.18.045.20.0SR	-
20	25	86	20	14+1 PCD	4,5	DTE.20.025.20.0SR	DTE.20.025.20.0SL
20	35	96	20	19+1 PCD	4,5	DTE.20.035.20.0SR	DTE.20.035.20.0SL
20	40	101	20	22+1 PCD	4,5	DTE.20.040.20.0SR	DTE.20.040.20.0SL
20	45	111	20	26+1 PCD	4,5	DTE.20.045.20.0SR	DTE.20.045.20.0SL
20	50	110	20	28+1 PCD	4,5	DTE.20.050.20.0SR	DTE.20.050.20.0SL
20	55	116	20	31+1 PCD	4,5	DTE.20.055.20.0SR	-
20	65	130	20	38+1 PCD	4,5	DTE.20.065.20.0SR	DTE.20.065.20.0SL
25	25	88	20	14+1 PCD	4,5	DTE.25.025.20.0SR	DTE.25.025.20.0SL
25	35	96	25	20+1 PCD	4,5	DTE.25.035.25.0SR	DTE.25.035.25.0SL
25	45	111	20	26+1 PCD	4,5	DTE.25.045.20.0SR	DTE.25.045.20.0SL
25	45	111	25	26+1 PCD	4,5	DTE.25.045.25.0SR	DTE.25.045.25.0SL
25	65	130	25	38+1 PCD	4,5	DTE.25.065.25.0SR	-

Sizes in inches:

D inch	I inch	S inch	TIPS	PCD H mm	ARTICLE RH
5/8"	1 1/8"	3/4"	11+1 PCD	4,0	DTE.16.027.19.5SR
3/4"	1 5/8"	3/4"	22+1 PCD	4,5	DTE.19.040.19.5SR
3/4"	2"	3/4"	18+1 PCD	4,0	DTE.19.049.19.5SR

DTE



Technical details:


- Three full PCD blades spread out on three helix wings
- Body from special stainless steel
- Can be resharpened:
 - H3 - (3-4 sharpening operations),
 - H3,5 - (3-5 sharpening operations)
- Fast feed rate, excellent finish of the working edge and quiet work

Application:

Special construction for nesting and sizing plywood. For jointing, rabbeting, grooving, copying and dividing cuts of raw materials, chipboard panels with or without veneer, MDF, hardwood, plywood.



The shank surface roughness
Ra ≤ 0,3 μm



Approval class of shank
H6



Dynamic balancing
class G2.5

STAINLESS STEEL body:

D mm	I mm	L mm	S mm	TIPS	PCD H mm	ARTICLE RH
16	20	81	20	7+1 PCD	3,5	DTE.16.020.20.NSR
16	25	85	16	8+1 PCD	3	DTE.16.025.16.NSR
16	35	96	16	11+1 PCD	3	DTE.16.035.16.NSR


Diamond Router Bits Z2+2 for Nesting

DTF



Z2+2

RH



Technical details:

- Two full PCD blades spread out on four helix wings
- Body from DENSIMET®
- Can be resharpened: H2,5 - (2 - 3 sharpening operations)
- Construction positive or negative
- Fast feed rate, excellent finish of the working edge and quiet work

Application:

High performance PCD router bits for nesting with high feed rate. Excellent for materials such as raw or laminated chipboard, MDF and plywood.

arrangement of tips



Positive Z2+2

D mm	I mm	L mm	S mm	Z	TIPS	PCD H mm	MATERIAL H mm	ARTICLE RH
12	19	64	12	2+2	8+1 PCD	2,5	16-18	DTF.12.019.12.0DRP
12	24	69	12	2+2	11+1 PCD	2,5	19-22	DTF.12.024.12.0DRP
16	25	84	16	2+2	11+1 PCD	2,5	19-22	DTF.16.025.16.0DRP
16	35	94	16	2+2	17+1 PCD	2,5	30-33	DTF.16.035.16.0DRP

arrangement of tips



Negative Z2+2

D mm	I mm	L mm	S mm	Z	TIPS	PCD H mm	MATERIAL H mm	ARTICLE RH
12	19	64	12	2+2	8+1 PCD	2,5	10-19	DTF.12.019.12.0DRN
12	24	69	12	2+2	11+1 PCD	2,5	10-22	DTF.12.024.12.0DRN
16	25	84	16	2+2	11+1 PCD	2,5	10-22	DTF.16.025.16.0DRN
16	35	94	16	2+2	17+1 PCD	2,5	10-33	DTF.16.035.16.0DRN

DTM



Z3+3

RH



Technical details:

- Three full PCD blades spread out on six helix wings
- Body from DENSIMET®
- Can be resharpened: H2,5 (2-3 sharpening operations)
- Construction positive or negative
- Fast feed rate, excellent finish of the working edge and quiet work

Application:

High performance PCD router bits for nesting with high feed rate. Excellent for materials such as raw or laminated chipboard, MDF and plywood.

arrangement of tips



Positive Z3+3

D mm	I mm	L mm	S mm	Z	TIPS	PCD H mm	MATERIAL H mm	ARTICLE RH
12	19	64	12	3+3	8+1 PCD	2,5	16-18	DTM.12.019.12.1DRP
12	21	66	12	3+3	8+1 PCD	2,5	18-20	DTM.12.021.12.1DRP
12	24	69	12	3+3	11+1 PCD	2,5	19-22	DTM.12.024.12.1DRP
16	25	84	16	3+3	11+1 PCD	2,5	19-22	DTM.16.025.16.1DRP
16	35	94	16	3+3	17+1 PCD	2,5	30-33	DTM.16.035.16.1DRP

arrangement of tips



Negative Z3+3

D mm	I mm	L mm	S mm	Z	TIPS	PCD H mm	MATERIAL H mm	ARTICLE RH
12	19	64	12	3+3	8+1 PCD	2,5	10-19	DTM.12.019.12.1DRN
12	21	66	12	3+3	8+1 PCD	2,5	10-20	DTM.12.021.12.1DRN
12	24	69	12	3+3	11+1 PCD	2,5	10-22	DTM.12.024.12.1DRN
16	25	84	16	3+3	11+1 PCD	2,5	10-22	DTM.16.025.16.1DRN
16	35	94	16	3+3	17+1 PCD	2,5	10-33	DTM.16.035.16.1DRN

DTC



Z2+2

Z3+3

RH



Technical details:

- Z2+2 - 2 full PCD blades spread out on four helix wings
- Z3+3 - 3 full PCD blades spread out on six helix wings
- Body from special stainless steel
- Can be resharpened: H4,5 (5-6 sharpening operations)
- Fast feed rate and quiet work

Application:

High Performance PCD router bit for jointing, rabbeting, grooving, copying and dividing cuts of raw materials, chipboard panels with or without veneer, MDF, hardwood, plywood. Perfect finish especially on materials coated with a thin laminate and coating during working with very high feed rates.

D mm	I mm	L mm	S mm	Z	TIPS	PCD H mm	ARTICLE RH
20	28	93	20x50	2+2	8+1 PCD	4,5	DTC.20.028.20.1SR
20	28	93	20x50	3+3	12+1 PCD	4,5	DTC.20.028.20.2SR
20	35	100	20x50	2+2	10+1 PCD	4,5	DTC.20.035.20.1SR
20	35	100	20x50	3+3	15+1 PCD	4,5	DTC.20.035.20.2SR

DTJ



Z4+2+4

RH

LH



Technical details:

- Variety of tips configuration
- Body from special hard steel
- Height of PCD tip: H6
- PCD tip at the bottom to drill
- Fast feed rate and quiet work

Application:

High Performance PCD router bit for jointing, rabbeting, grooving, copying and dividing cuts of raw materials, chipboard panels with or without veneer, MDF, hardwood, plywood. Perfect finish especially on materials coated with a thin laminate and coating during working with very high feed rates.

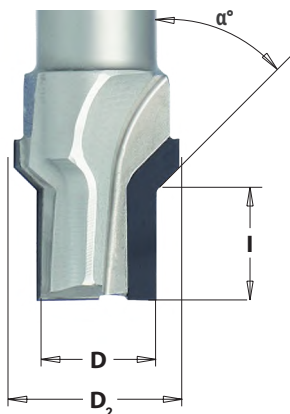
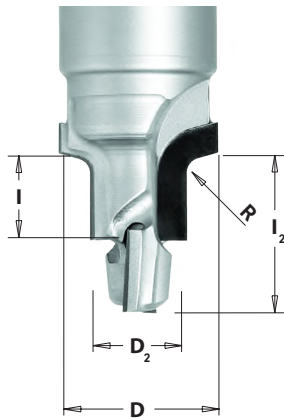
D mm	I mm	L mm	S mm	Z	TIPS	RH/LH	ARTICLE
50	48	107	25	4+2+4	24	RH	DTJ.50.048.25.1SR6
50	48	107	25	4+2+4	24	LH	DTJ.50.048.25.1SL6

PCD & HM TOOLS
 SOLID CARBIDE ROUTER BITS
 PCD & VHM TOOLS FOR COMPOSITES
 CHUCKS & ACCESSORIES
 TOOLS FOR EDGEBANDING MACHINES
 CIRCULAR SAW BLADES
 DRILL BITS
 STRAIGHT & SYSTEM KNIVES
 STARTER KIT

FDI | FDT



PCD & HM TOOLS
SOLID CARBIDE ROUTER BITS
PCD & VHM TOOLS FOR COMPOSITES
CHUCKS & ACCESSORIES
TOOLS FOR EDGEBANDING MACHINES
CIRCULAR SAW BLADES
DRILL BITS
STRAIGHT & SYSTEM KNIVES
STARTER KIT



Technical details:

- Full double PCD tips
- Body made from stainless steel > 28 HRC
- Approval class of shank H6
- The shank surface roughness Ra $\leq 0,3 \mu\text{m}$
- Can be resharpened:
 - H3 - (3-4 sharpening operations),
 - H4 - (3-5 sharpening operations)

Application:

Profiling of materials such as chipboard, raw or laminated MDF, HDF, plywood.

FDI Z2:

D mm	D ₂ mm	I mm	L mm	S mm	Z	R mm	PCD H mm	ARTICLE RH
23	12	18	79	20x50	2+1	3	3,0	FDI.23.018.20.0SR
26	16	16	75	20x50	2	3	4,0	FDI.26.016.20.0SR
26	1	24	84	20x50	2	3	4,0	FDI.28.024.20.0SR
30	16	18	83	16x50	2	5	4,0	FDI.30.018.16.0SR

FDI Z2+2:

D mm	D ₂ mm	I mm	L mm	S mm	Z	R mm	PCD H mm	ARTICLE RH
20	12	20	79	20x50	2+2	2	4,0	FDI.20.019.20.0SR
22	12	19	79	20x50	2+2	3	4,0	FDI.22.019.20.0SR

FDT Z2:

D mm	D ₂ mm	I mm	L mm	S mm	Z	α	PCD H mm	ARTICLE RH
22	16	17	80	16x50	2	45°	4,0	FDT.22.017.16.0SR

FDH



Technical details:

- Full double PCD tips
- Body made from stainless steel > 28 HRC
- Approval class of shank H6
- The shank surface roughness Ra $\leq 0,3 \mu\text{m}$
- Can be resharpened: H4 - (4-5 sharpening operations)

Application:

Profiling of materials such as chipboard, raw or laminated MDF, HDF, plywood.

D mm	I mm	L mm	S mm	Z	α	PCD H mm	ARTICLE RH
22	11	75	16x50	1	45°	4,0	FDH.22.011.16.0SR
30	15	95	20x50	2	45°	4,0	FDH.30.015.20.4SR
38	9	75	20x50	2	25°	4,0	FDH.38.009.20.0SR
35	10	75	16x50	2	30°	4,0	FDH.35.010.16.0SR
50	8	75	20x50	2	18°	4,0	FDH.50.008.20.0SR
50	25	90	20x50	2+2+1	45°	4,0	FDH.50.025.20.0SR



D mm	D ₂ mm	I mm	I ₂ mm	L mm	S mm	Z	α	PCD H mm	ARTICLE RH
30	10	10	13,7	70	20x50	2	45°	4,0	FDH.30.010.20.1SR
33	3	15	17,5	71	20x50	2	45°	4,0	FDH.33.015.20.0SR

FDP



Technical details:

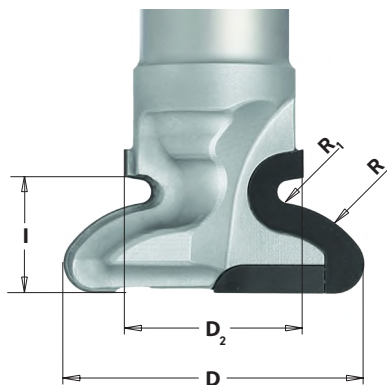
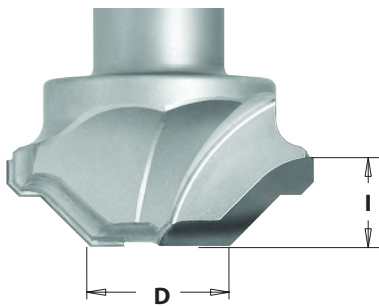
- Full double/triple PCD tips
- Body made from stainless steel > 28 HRC
- Approval class of shank H6
- The shank surface roughness Ra $\leq 0,3 \mu\text{m}$
- Can be resharpened:
 - H4 - (4-5 sharpening operations),
 - H6 - (5-6 sharpening operations)

Application:

Profiling of materials such as chipboard, raw or laminated MDF, HDF, plywood.

D mm	I mm	L mm	S mm	Z	PCD H mm	ARTICLE RH
20	15	80	20x50	3+1	4,0	FDP.20.015.20.1SR
30	14	75	20x50	2+2	4,0	FDP.30.014.20.0SR
40	14	75	20x50	2+2	4,0	FDP.40.014.20.0SR
50	14	75	20x50	2+2	4,0	FDP.50.014.20.1SR
60	14	75	20x50	2+2	4,0	FDP.60.014.20.0SR
80	8	70	20x50	3	6,0	FDP.80.008.20.1SR

FDA | FFR | FDU



Technical details:

- Full double PCD tips
- Body made from stainless steel > 28 HRC
- Approval class of shank H6
- The shank surface roughness Ra $\leq 0,3 \mu\text{m}$
- Can be resharpened: H4 - (4-5 sharpening operations)

Application:

Profiling of materials such as chipboard, raw or laminated MDF, HDF, plywood.

FDA

D mm	I mm	L mm	S mm	Z	R mm	PCD H mm	ARTICLE RH
52	10	75	16x50	2	40	4	FDA.52.010.16.0SR

FFR

D mm	D ₂ mm	I mm	L mm	S mm	Z	PCD H mm	ARTICLE RH
46	21	7	76	20x50	2	4	FFR.46.007.20.0SR

FDU Finger pull cutter


D mm	D ₂ mm	I mm	L mm	S mm	Z	R mm	R ₁ mm	PCD H mm	ARTICLE RH
40	16,8	15	80	20x50	2	4	1,5	4	FDU.40.015.20.2SR

FVI - FHI

VHM

Z2

RH



Technical details:

- Special type of carbide - increased tool life
- Radius cutters
- Possibility of using variety coatings

Application:

For rounding materials. Designed for use on CNC machines.

D mm	I mm	L mm	S mm	R mm	ARTICLE
8	2	70	8	2	FVI.08.002.070.08R2
10	2	60	10	2	FVI.10.002.060.10R2
10	3	70	10	3	FVI.10.003.070.10R3
12	4	70	12	4	FVI.12.004.070.12R4
16	5	70	16	5	FVI.16.005.070.16R5
16	6	70	16	6	FVI.16.006.070.16R6
18	6	70	16	7	FVI.18.006.070.16R7
20	6	70	20	8	FVI.20.006.070.20R8

FWP

VHM

Z3

Z2

RH

EXCHANGEABLE PLATES



Technical details:

- Body made from stainless steel > 28 HRC
- Two [Z2] / Three [Z3] cutting edges with exchangeable HM knives

Application:

Cutter for planing on CNC machines, ideal for machining of large surfaces of material, leaving well-finished surfaces. Designed for wood soft and hard, chipboard and MDF. The possibility of using tiles of different hardness, depending on workpiece material.

D mm	I mm	L mm	S mm	Z	ARTICLE RH
35	10	60	8x40	3	FWP.035.010.08.0SR
38	12	60	12x40	3	FWP.038.012.12.0SR
60	12	80	12x50	3	FWP.060.012.12.0SR
80	12	90	20x50	3	FWP.080.012.20.0SR


Spare parts:

105105	SM4.6.8.T15.01
412124	SM4.6.8.T15.02
412124	SM4.6.8.T15.02
412124	SM4.6.8.T15.02

D mm	I mm	L mm	S mm	Z	ARTICLE RH
58	12	85	20x50	2	FWP.058.012.20.0SR

Spare parts:

330124	SM3.8




FWR

VHM

Z2+1

RH

EXCHANGEABLE
PLATES



Technical details:

- Body made from stainless steel > 28 HRC
- Z2+1 cutting edges with exchangeable HM knives

Application:

Cutter for using on CNC machines. Designed for wood soft and hard, chipboard and MDF. The possibility of using tiles of different hardness, depending on workpiece material.


D mm	I mm	L mm	S mm	Z	ARTICLE
18	50	115	16	2+1	FWR.18.050.115.16R

Spare parts:

			50123
			30122
			75122

Chapter

Solid Carbide Router Bits



PCD & HM TOOLS

SOLID CARBIDE ROUTER BITS

PCD & VHM TOOLS FOR COMPOSITES

CHUCKS & ACCESSORIES

TOOLS FOR EDGEBANDING MACHINES

CIRCULAR SAW BLADES

DRILL BITS

STRAIGHT & SYSTEM KNIVES

STARTER KIT

SA01 series
p. 39



SB01 series
p. 40



SB51 series
p. 42



SC01 series
p. 43



SC03 series
p. 44



SC23 series
p. 45



SC51 series
p. 46



SF01 series
p. 47



SF01.TR series
p. 48



SF01.XR, SF05.XR, SF30.XR series
p. 49



SC01.XR, SC51.XR series
p. 50



SH01.XR series
p. 51



SF30, SF05 series
p. 52



SF51 series
p. 53



SH01 series
p. 54




SL01, SM01, SN01 series
p. 55



SL01.TR, SM01.TR, SN01.TR series
p. 57




X90 series
p. 58



SI01 series
p. 59



SQ29 series
p. 60

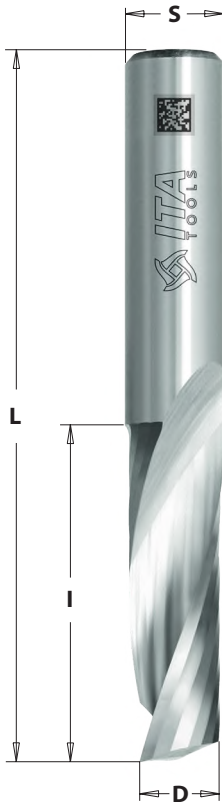


SA01 - 198
positive

VHM

Z1

RH



Technical details:

- 1 spiral cutting edge
- Upward chip ejection
- Right-hand rotation
- Premium quality solid carbide
- Excellent finish

Application:

For cutting and milling in solid wood and wood-based materials. Can be used on machining centres, point to point machines, CNC routers.

D mm	I mm	L mm	S mm	ARTICLE
3	12	50	3	SA01.03.012.050.03R
4	15	50	4	SA01.04.015.050.04R
5	17	50	5	SA01.05.017.050.05R
6	22	60	6	SA01.06.022.060.06R
8	22	70	8	SA01.08.022.070.08R
10	32	70	10	SA01.10.032.070.10R
10	42	80	10	SA01.10.042.080.10R
10	52	90	10	SA01.10.052.090.10R
12	32	83	12	SA01.12.032.083.12R

Sizes in inches:

D inch	I inch	L inch	S inch	ARTICLE
1/8	1/2	2	1/4	SA01.32.127.508.64R
3/16	5/8	2	1/4	SA01.48.159.508.64R
1/4	3/4	2	1/4	SA01.64.191.508.64R
1/4	1	2	1/4	SA01.64.254.635.64R
3/8	1-1/8	3	3/8	SA01.95.286.762.95R

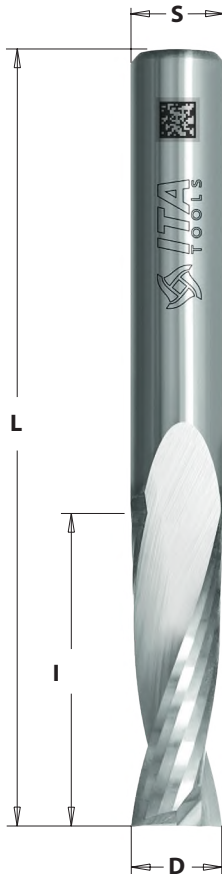
SB01 - 191 positive

VHM

Z2

RH

LH



Technical details:

- 2 spiral cutting edges
- Upward chip ejection
- Right-hand / Left-hand rotation
- Premium quality solid carbide
- Excellent finish

Application:

For cutting and milling in solid wood and wood-based materials.
Can be used on machining centres, point to point machines, CNC routers.

D mm	I mm	L mm	S mm	ARTICLE RH	ARTICLE LH
3	12	50	3	SB01.03.012.050.03R	SB01.03.012.050.03L
3	12	60	6	SB01.03.012.060.06R	SB01.03.012.060.06L
3	12	60	8	SB01.03.012.060.08R	SB01.03.012.060.08L
4	15	50	4	SB01.04.015.050.04R	SB01.04.015.050.04L
4	15	60	6	SB01.04.015.060.06R	SB01.04.015.060.06L
4	15	60	8	SB01.04.015.060.08R	SB01.04.015.060.08L
5	17	50	5	SB01.05.017.050.05R	SB01.05.017.050.05L
5	17	60	6	SB01.05.017.060.06R	SB01.05.017.060.06L
5	17	60	8	SB01.05.017.060.08R	SB01.05.017.060.08L
6	27	70	6	SB01.06.027.070.06R	SB01.06.027.070.06L
6	27	70	8	SB01.06.027.070.08R	SB01.06.027.070.08L
7	32	80	8	SB01.07.032.080.08R	SB01.07.032.080.08L

Solid Carbide Finishing Upcut Spiral Bits Z2

D mm	I mm	L mm	S mm	ARTICLE RH	ARTICLE LH
8	22	70	8	SB01.08.022.070.08R	SB01.08.022.070.08L
8	32	80	8	SB01.08.032.080.08R	SB01.08.032.080.08L
8	42	90	8	SB01.08.042.090.08R	SB01.08.042.090.08L
9	32	83	12	SB01.09.032.083.12R	SB01.09.032.083.12L
10	32	80	8	SB01.10.032.080.08R	SB01.10.032.080.08L
10	32	80	10	SB01.10.032.080.10R	SB01.10.032.080.10L
10	32	83	12	SB01.10.032.083.12R	SB01.10.032.083.12L
10	42	90	10	SB01.10.042.090.10R	SB01.10.042.090.10L
10	42	90	12	SB01.10.042.090.12R	SB01.10.042.090.12L
12	35	83	8	SB01.12.035.083.08R	SB01.12.035.083.08L
12	35	83	12	SB01.12.035.083.12R	SB01.12.035.083.12L
12	42	90	12	SB01.12.042.090.12R	SB01.12.042.090.12L
12	52	100	12	SB01.12.052.100.12R	SB01.12.052.100.12L
16	35	90	16	SB01.16.035.090.16R	SB01.16.035.090.16L
20	60	120	20	SB01.20.060.120.20R	SB01.20.060.120.20L

Sizes in inches:

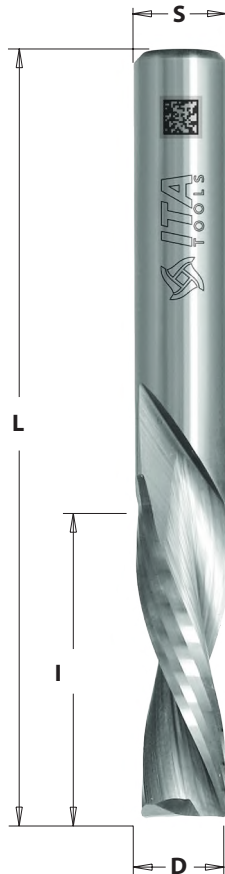
D inch	I inch	L inch	S inch	ARTICLE RH	ARTICLE LH
1/8	1/2	2	1/4	SB01.32.127.508.64R	SB01.32.127.508.64L
5/32	1/2	2	1/4	SB01.39.127.508.64R	SB01.39.127.508.64L
3/16	3/4	2	1/4	SB01.48.SB01.508.64R	SB01.48.SB01.508.64L
1/4	3/4	2	1/4	SB01.64.SB01.508.64R	SB01.64.SB01.508.64L
1/4	1	2-1/2	1/4	SB01.64.254.635.64R	SB01.64.254.635.64L
5/16	1	3	1/2	SB01.79.254.762.13R	SB01.79.254.762.13L
3/8	1-1/4	3-1/4	1/2	SB01.95.318.826.13R	SB01.95.318.826.13L
1/2	1-1/4	3	1/2	SB01.13.318.762.13R	SB01.13.318.762.13L
1/2	1-1/2	3-1/2	1/2	SB01.13.381.889.13R	SB01.13.381.889.13L
1/2	1-1/2	4	1/2	SB01.13.381.102.13R	SB01.13.381.102.13L
5/8	2-1/8	4-5/16	5/8	SB01.16.540.110.16R	SB01.16.540.110.16L
3/4	2-1/8	4-5/16	3/4	SB01.19.540.110.19R	SB01.19.540.110.19L

SB51 - 192 negative

VHM

Z2

RH



Technical details:

- 2 spiral cutting edges
- Downward chip ejection
- Premium quality solid carbide
- Excellent finish

Application:

For cutting and milling in solid wood and wood-based materials.
Can be used on machining centres, point to point machines, CNC routers.

D mm	I mm	L mm	S mm	ARTICLE RH
3	12	50	3	SB51.03.012.050.03R
3	12	60	6	SB51.03.012.060.06R
3	12	60	8	SB51.03.012.060.08R
4	15	50	4	SB51.04.015.050.04R
4	15	60	6	SB51.04.015.060.06R
4	15	60	8	SB51.04.015.060.08R
5	17	50	5	SB51.05.017.050.05R
5	17	60	8	SB51.05.017.060.08R
5	17	60	6	SB51.05.017.060.06R
6	27	70	6	SB51.06.027.070.06R
6	27	70	8	SB51.06.027.070.08R
8	22	70	8	SB51.08.022.070.08R
8	32	80	8	SB51.08.032.080.08R
8	42	90	8	SB51.08.042.090.08R
10	32	80	10	SB51.10.032.080.10R
12	35	83	12	SB51.12.035.083.12R

Sizes in inches:

D inch	I inch	L inch	S inch	ARTICLE RH
1/8	1/2	2	1/4	SB51.32.127.508.64R
5/32	1/2	2	1/4	SB51.32.127.508.64R
3/16	3/4	2	1/4	SB51.48.191.508.64R
1/4	3/4	2	1/4	SB51.64.191.508.64R
1/4	1	2-1/2	1/4	SB51.64.254.635.64R
5/16	1	3	1/2	SB51.79.254.762.13R
3/8	1-1/4	3-1/4	1/2	SB51.95.318.826.13R
1/2	1-1/4	3	1/2	SB51.13.318.762.13R
1/2	1-1/2	3-1/2	1/2	SB51.13.381.889.13R
1/2	1-1/2	4	1/2	SB51.13.381.102.13R

PCD & HM TOOLS
 SOLID CARBIDE ROUTER BITS
 PCD & VHM TOOLS FOR COMPOSITES
 CHUCKS & ACCESSORIES
 TOOLS FOR EDGEBANDING MACHINES
 CIRCULAR SAW BLADES
 DRILL BITS
 STRAIGHT & SYSTEM KNIVES
 STARTER KIT

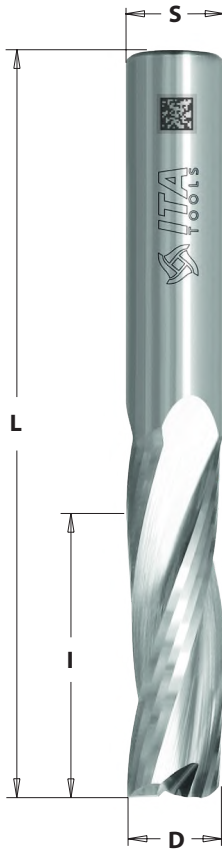
SC01 - 193
positive

VHM

Z3

RH

LH



Technical details:

- 3 spiral cutting edges
- Upward chip ejection
- Right-hand / Left-hand rotation
- Premium quality solid carbide
- Excellent finish

Application:

For cutting and milling in solid wood and wood-based materials.
Can be used on machining centres, point to point machines, CNC routers.

D mm	I mm	L mm	S mm	ARTICLE RH	ARTICLE LH
8	32	80	8	SC01.08.032.080.08R	SC01.08.032.080.08L
10	32	80	10	SC01.10.032.080.10R	SC01.10.032.080.10L
10	42	90	10	SC01.10.042.090.10R	SC01.10.042.090.10L
12	35	83	12	SC01.12.035.080.10R	SC01.12.035.080.10L
12	42	90	12	SC01.12.042.090.12R	SC01.12.042.090.12L
12	52	100	12	SC01.12.052.100.12R	SC01.12.052.100.12L
16	35	90	16	SC01.16.035.090.16R	SC01.16.035.090.16L
16	55	110	16	SC01.16.055.110.16R	SC01.16.055.110.16L
16	72	120	16	SC01.16.072.120.16R	SC01.16.072.120.16L
18	55	110	18	SC01.18.055.110.18R	SC01.18.055.110.18L
20	60	120	20	SC01.20.060.120.20R	SC01.20.060.120.20L
20	70	120	20	SC01.20.070.120.20R	SC01.20.070.120.20L
20	102	165	20	SC01.20.102.165.20R	SC01.20.102.165.20R

Sizes in inches:

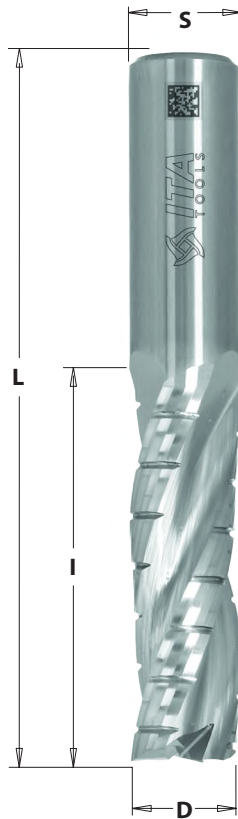
D inch	I inch	L inch	S inch	ARTICLE RH	ARTICLE LH
5/16	1	3	1/2	SC01.79.254.762.13R	SC01.79.254.762.13L
3/8	1-1/4	3-1/4	1/2	SC01.95.318.826.13R	SC01.95.318.826.13L
1/2	1-1/4	3	1/2	SC01.13.318.762.13R	SC01.13.318.762.13L
1/2	1-1/2	3-1/2	1/2	SC01.13.381.889.13R	SC01.13.381.889.13L
5/8	2-1/8	4-5/16	5/8	SC01.16.540.110.16R	SC01.16.540.110.16L
3/4	2-1/8	4-5/16	3/4	SC01.19.540.110.19R	SC01.19.540.110.19L

SC03 - 193Rn positive

VHM

Z3R

RH



Technical details:

- 3 spiral cutting edges
- Upward chip ejection
- Premium quality solid carbide
- Excellent finish

Application:

For cutting and milling in solid wood and wood-based materials.
Can be used on machining centres, point to point machines, CNC routers.

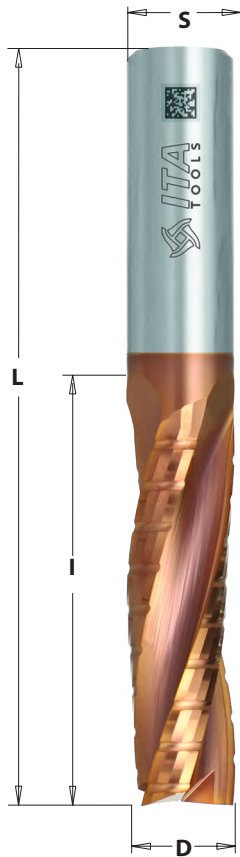
D mm	I mm	L mm	S mm	ARTICLE RH
6	22	60	6	SC03.06.022.060.06R
8	32	72	8	SC03.08.032.072.08R
10	32	72	10	SC03.10.032.072.10R
10	42	90	10	SC03.10.042.090.10R
10	52	100	10	SC03.10.052.100.10R
12	42	90	12	SC03.12.042.090.12R
12	52	100	12	SC03.12.052.100.12R
14	42	100	14	SC03.14.042.100.14R
16	42	90	16	SC03.16.042.090.16R
16	52	100	16	SC03.16.052.100.16R
16	62	110	16	SC03.16.062.110.16R
16	72	130	16	SC03.16.072.130.16R
18	55	110	18	SC03.18.055.110.18R
20	60	120	20	SC03.20.060.120.20R
20	102	165	20	SC03.20.102.165.20R

Sizes in inches:

D inch	I inch	L inch	S inch	ARTICLE RH
1/2	1-1/4	3	1/2	SC03.13.318.762.13R
5/8	2-1/8	4-5/16	5/8	SC03.16.540.110.16R
3/4	4	6-1/2	3/4	SC03.19.102.165.19R

SC23 - 193Rn

positive



Technical details:

- 3 spiral cutting edges
- Upward chip ejection
- Premium quality solid carbide
- Excellent finish
- With TiSiN coating

Application:

For cutting and milling in solid wood, chipboard, plywood and hard materials. Can be used on machining centres, point to point machines, CNS routers.

Advantages:

High wear resistance during processing in hard materials. Extended tool life, higher machining quality and higher possible feed speeds.

D mm	I mm	L mm	S mm	ARTICLE RH
8	22	60	8	SC23.08.022.060.08TR
10	25	70	10	SC23.10.025.070.10TR
12	35	80	12	SC23.12.035.080.12TR
16	55	110	16	SC23.16.055.110.16TR
20	60	120	20	SC23.20.060.120.20TR

SC51 - 194 negative

VHM

Z3

RH



Technical details:

- 3 spiral cutting edges
- Downward chip ejection
- Premium quality solid carbide
- Excellent finish

Application:

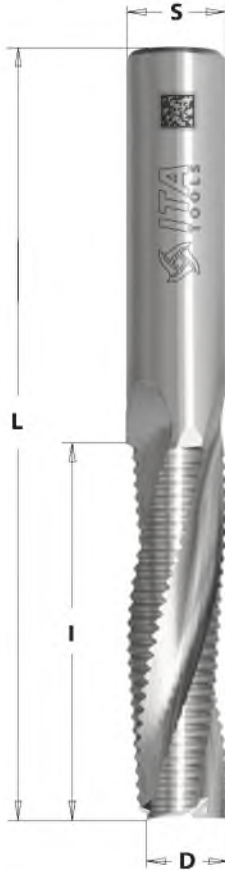
For cutting and milling in solid wood and wood-based materials. Can be used on machining centres, point to point machines, CNC routers.

D mm	I mm	L mm	S mm	ARTICLE RH
10	32	80	10	SC51.10.032.080.10R
10	42	90	10	SC51.10.042.090.10R
12	35	83	12	SC51.12.035.083.12R
14	50	110	14	SC51.14.050.110.14R
16	55	110	16	SC51.16.055.110.16R
16	35	90	16	SC51.16.035.090.16R
18	55	110	18	SC51.18.055.110.18R
20	60	120	20	SC51.20.060.120.20R
20	72	120	20	SC51.20.072.120.20R

Sizes in inches:

D inch	I inch	L inch	S inch	ARTICLE RH
3/8	1-1/4	3-1/4	1/2	SC51.95.318.826.13R
1/2	1-1/4	3	1/2	SC51.13.318.762.13R
1/2	1-1/2	3-1/2	1/2	SC51.13.381.889.13R
5/8	2-1/8	4-5/16	5/8	SC51.16.540.110.16R
3/4	2-1/8	4-5/16	3/4	SC51.19.540.110.19R

SF01 - 195
positive



Technical details:

- 3 spiral cutting edges
- Upward chip ejection
- Premium quality solid carbide
- Right-hand / Left-hand rotation

Application:

For cutting and milling in solid wood and wood-based materials. Can be used on machining centres, point to point machines, CNC routers.

D mm	I mm	L mm	S mm	ARTICLE RH	ARTICLE LH
6	32	70	6	SF01.06.032.070.06R	SF01.06.032.070.06L
8	22	63	8	SF01.08.022.063.08R	SF01.08.022.063.08L
8	32	80	8	SF01.08.032.080.08R	SF01.08.032.080.08L
10	32	80	10	SF01.10.032.070.10R	SF01.10.032.070.10L
10	42	90	10	SF01.10.042.070.10R	SF01.10.042.070.10L
12	35	83	12	SF01.12.035.083.12R	SF01.12.035.083.12L
12	42	90	12	SF01.12.042.090.12R	SF01.12.042.090.12L
12	52	100	12	SF01.12.052.100.12R	SF01.12.052.100.12L
14	58	110	14	SF01.14.058.110.14R	SF01.14.058.110.14L
16	35	90	16	SF01.16.035.090.16R	SF01.16.035.090.16L
16	42	90	16	SF01.16.042.090.16R	SF01.16.042.090.16L
16	55	110	16	SF01.16.055.110.16R	SF01.16.055.110.16L
16	72	120	16	SF01.16.072.120.16R	SF01.16.072.120.16L
18	55	110	18	SF01.18.055.110.18R	SF01.18.055.110.18L
20	60	120	20	SF01.20.060.120.20R	SF01.20.060.120.20L
20	102	165	20	SF01.20.102.165.20R	SF01.20.102.165.20L

Sizes in inches:

D inch	I inch	L inch	S inch	ARTICLE RH	ARTICLE LH
1/4	1	2-1/2	1/4	SF01.64.254.635.64R	SF01.64.254.635.64L
3/8	1-1/4	3-1/4	1/2	SF01.95.318.826.13R	SF01.95.318.826.13L
1/2	1-1/4	3	1/2	SF01.13.318.762.13R	SF01.13.318.762.13L
1/2	2	4	1/2	SF01.13.508.102.13R	SF01.13.508.102.13L
5/8	2-1/8	4-5/16	5/8	SF01.16.540.110.16R	SF01.16.540.110.16L
3/4	4	6-1/2	3/4	SF01.19.102.165.19R	SF01.19.102.165.19L

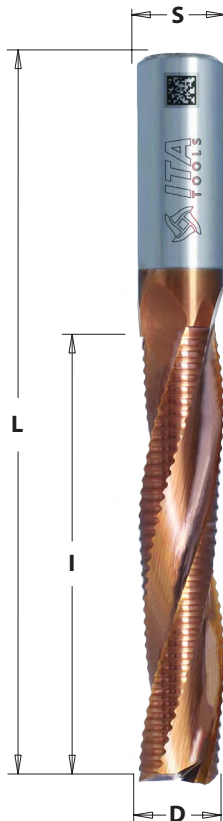
SF01.TR - 195TSR

positive

VHM

Z3

RH



Technical details:

- 3 spiral cutting edges
- Upward chip ejection
- With TiSiN coating
- Premium quality solid carbide

Application:

For cutting and milling in solid wood and wood-based materials. Can be used on machining centres, point to point machines, CNC routers.

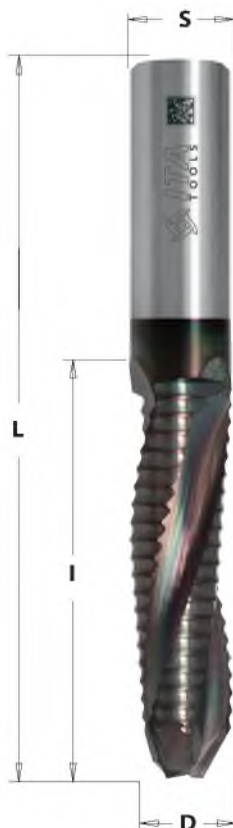
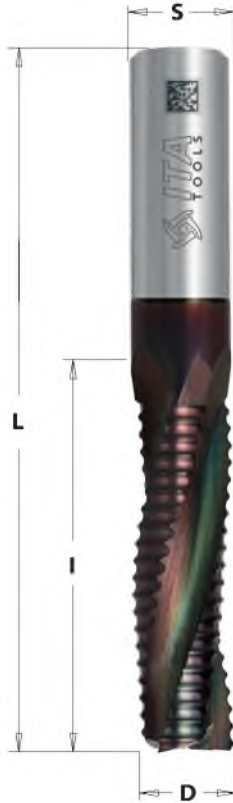
Advantages:

High wear resistance during processing in hard materials. Extended tool life and higher machining quality.

Cutter with TiSiN coating:

D mm	I mm	L mm	S mm	ARTICLE RH
10	22	70	10	SF01.10.022.070.10TR
10	35	70	10	SF01.10.035.070.10TR
12	22	70	12	SF01.12.022.070.12TR
12	25	70	12	SF01.12.025.070.12TR
12	35	80	12	SF01.12.035.080.12TR

SF01.XR - 195XTR
 SF30.XR - 195XTR
 SF05.XR - 195XRv



Technical details:

- 3 spiral cutting edges
- Upward chip ejection
- With NaDia coating
- Right-hand / Left-hand rotation
- Premium quality solid carbide

Application:

For cutting and milling in solid wood and wood-based materials. Can be used on machining centres, point to point machines, CNC routers.

Advantages:

High wear resistance during processing in hard materials. Extended tool life and higher machining quality.

Solid Carbide Roughing Upcut Spiral Bits Z3:

D mm	I mm	L mm	S mm	ARTICLE RH	ARTICLE LH
8	32	80	8	SF01.08.032.080.08XR	SF01.08.032.080.08XL
8	42	90	8	SF01.08.042.090.08XR	SF01.08.042.090.08XL
10	32	80	10	SF01.10.032.080.10XR	SF01.10.032.080.10XL
10	42	90	10	SF01.10.042.090.10XR	SF01.10.042.090.10XL
12	32	80	12	SF01.12.032.080.12XR	SF01.12.032.080.12XL
12	42	90	12	SF01.12.042.090.12XR	SF01.12.042.090.12XL
12	52	100	12	SF01.12.052.100.12XR	SF01.12.052.100.12XL
14	58	110	14	SF01.14.058.110.14XR	SF01.14.058.110.14XL
16	55	110	16	SF01.16.055.110.16XR	SF01.16.055.110.16XL
16	72	120	16	SF01.16.072.120.16XR	SF01.16.072.120.16XL
20	60	120	20	SF01.20.060.120.20XR	SF01.20.060.120.20XL
20	72	120	20	SF01.20.072.120.20XR	SF01.20.072.120.20XL
20	102	165	20	SF01.20.102.165.20XR	SF01.20.102.165.20XL

Solid Carbide Roughing Routers for Door-Locks:

D mm	I mm	L ₁ mm	L mm	S mm	ARTICLE RH
14	95	45	150	14	SF30.14.095.150.14XR
16	95	45	150	16	SF30.16.095.150.16XR
16	120	50	170	16	SF30.16.120.170.16XR

Spiral Bits Chip-breaker for 60° V-Point locksets

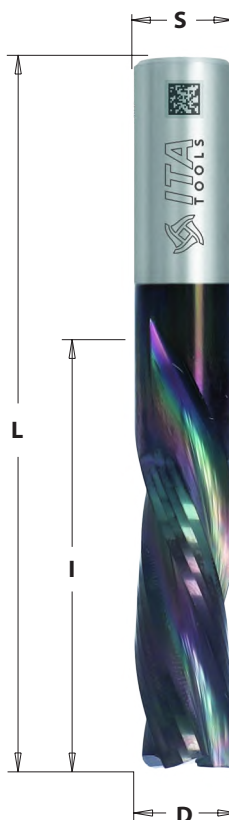
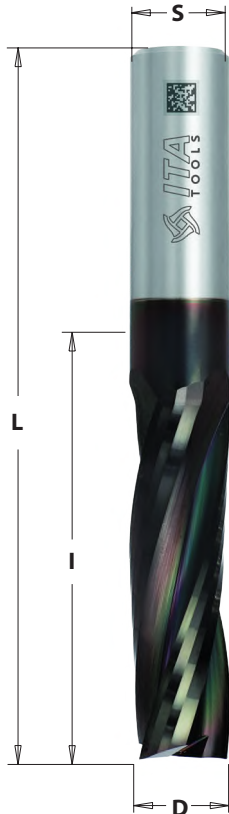
D mm	I mm	L mm	S mm	ARTICLE RH
14	58	110	14	SF05.14.058.110.14XR
16	55	110	16	SF05.16.055.110.16XR

SC01.XR - 193XTR SC51.XR - 194XTR

VHM

Z3

RH



Technical details:

- 3 spiral cutting edges
- Upward / downward chip ejection
- With NaDia coating
- Premium quality solid carbide
- Excellent finish

Application:

For cutting and milling in solid wood, chipboard, plywood and hard materials. Can be used on machining centres, point to point machines, CNC routers.

Advantages:

High wear resistance during processing in hard materials. Extended tool life, higher machining quality and higher possible feed speeds.


Solid Carbide Finishing Upcut Spiral Bits Z3:

D mm	I mm	L mm	S mm	ARTICLE RH
16	35	90	16	SC01.16.035.090.16XR
16	55	110	16	SC01.16.055.110.16XR
16	72	120	16	SC01.16.072.120.16XR
20	70	120	20	SC01.20.070.120.20XR

Solid Carbide Finishing downcut Spiral Bits Z3:

D mm	I mm	L mm	S mm	ARTICLE RH
16	55	110	16	SC51.16.055.110.16XR
16	72	120	16	SC51.16.072.120.16XR
20	70	120	20	SC51.20.070.120.20XR

SH01.XR - 197XTR



Technical details:

- 2 finishing spiral cutting edges
- 2 roughing spiral cutting edges
- Upward chip ejection
- With NaDia coating
- Premium quality solid carbide

Application:

For cutting and milling in solid wood, chipboard, plywood and hard materials. Can be used on machining centres, point to point machines, CNC routers.

Advantages:

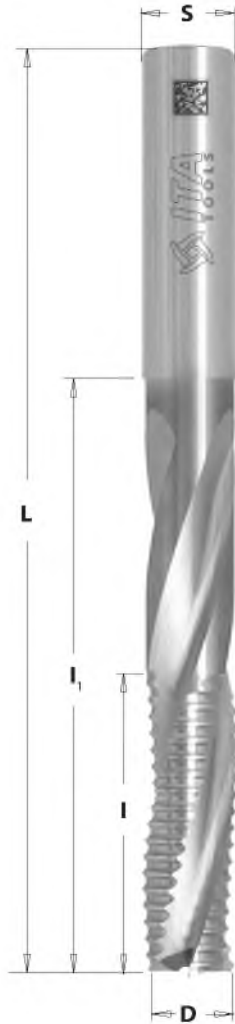
High wear resistance during processing in hard materials. Extended tool life, higher machining quality and higher possible feed speeds.

Solid Carbide Roughing Upcut Spiral Bits Z3:

D mm	I mm	L mm	S mm	ARTICLE RH
16	55	110	16	SH01.16.055.110.16XR

SF30 - 195R
SF05 - 195Rv
 positive

VHM **Z3** **RH**



Technical details:

- 3 spiral grooved cutting edges
- Upward chip ejection
- Premium quality solid carbide

Application:

For milling pockets for a lock in solid wood and wood-like materials designed for use on CNC machines.

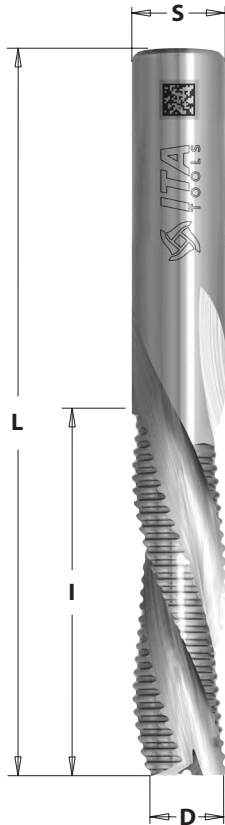
D mm	I mm	I ₁ mm	L mm	S mm	ARTICLE RH
12	45	95	150	12	SF30.12.095.150.12R
14	45	95	150	14	SF30.14.095.150.14R
14	45	125	170	14	SF30.14.125.170.14R
15	45	95	150	15	SF30.15.095.150.15R
16	45	95	150	16	SF30.16.095.150.16R
16	45	120	170	16	SF30.16.120.170.16R
18	45	95	150	18	SF30.18.095.150.18R
20	45	95	150	20	SF30.20.095.150.20R

Spiral bits chip-breaker for 60° V-point locksets:

D mm	I mm	L mm	S mm	ARTICLE RH
14	58	110	14	SF05.14.058.110.14R
16	55	110	16	SF05.16.055.110.16R

SF51 - 196
negative

VHM **Z3** **RH**



Technical details:

- 3 spiral grooved cutting edges
- Downward chip ejection
- Premium quality solid carbide

Application:

For cutting and milling in solid wood and wood-based materials. Can be used on machining centres, point to point machines, CNC routers.

D mm	I mm	L mm	S mm	ARTICLE RH
8	32	80	8	SF51.08.032.080.08R
10	42	90	10	SF51.10.042.090.10R
12	35	83	12	SF51.12.035.083.12R
12	42	90	12	SF51.12.042.090.12R
12	52	100	12	SF51.12.052.100.12R
14	50	110	14	SF51.14.050.110.14R
16	55	110	16	SF51.16.055.110.16R
18	55	110	18	SF51.18.055.110.18R
20	60	120	20	SF51.20.060.120.20R
20	72	120	20	SF51.20.072.120.20R
20	102	165	20	SF51.20.102.165.20R

Sizes in inches:

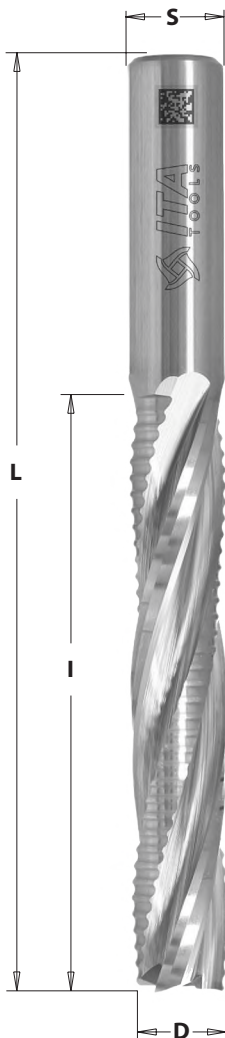
D inch	I inch	L inch	S inch	ARTICLE RH
1/4	1	2-1/2	1/4	SF51.64.254.635.64R
3/8	1-1/4	3-1/4	1/2	SF51.95.318.826.13R
1/2	1-1/4	3	1/2	SF51.13.318.762.13R
1/2	1-1/2	3-1/2	1/2	SF51.13.381.889.13R
1/2	2	4	1/2	SF51.13.508.102.13R
5/8	2-1/8	4-5/16	5/8	SF51.16.540.110.16R
3/4	4	6-1/2	3/4	SF51.19.102.165.19R

SH01 - 197 positive

VHM

Z2+2

RH



Technical details:

- 2 finishing spiral cutting edges
- 2 roughing spiral cutting edges
- Upward chip ejection
- Premium quality solid carbide

Application:

For cutting and milling in solid wood and wood-based materials. Can be used on machining centres, point to point machines, CNC routers.

D mm	I mm	L mm	S mm	ARTICLE RH
8	32	70	8	SH01.08.032.070.08R
10	32	70	10	SH01.10.032.070.10R
12	32	70	12	SH01.12.032.070.12R
12	42	90	12	SH01.12.042.090.12R
14	32	90	14	SH01.14.032.090.14R
16	35	90	16	SH01.16.035.090.16R
16	42	100	16	SH01.16.042.100.16R
16	55	110	16	SH01.16.055.110.16R
18	55	110	18	SH01.18.055.110.18R
20	60	120	20	SH01.20.060.120.20R

SL01 | SM01 | SN01 - 190
positive-negative

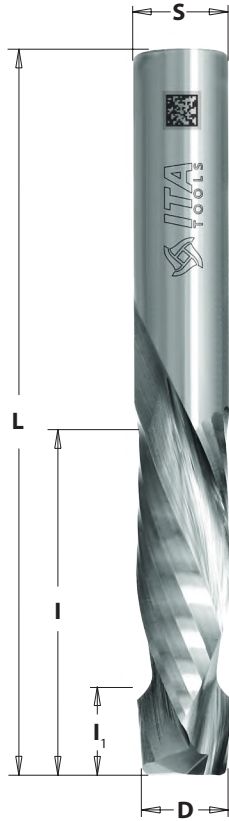
VHM

Z1+1

Z2+2

Z3+3

RH



Technical details:

- 1+1 spiral cutting edges
- 2+2 spiral cutting edges
- 3+3 spiral cutting edges
- Premium quality solid carbide
- Excellent finish

Application:

Used for cutting, copying, panel sizing and any routing applications on solid wood, wood composites, plastic materials and aluminium. Can be used on machining centres, CNC routers.

D mm	I ₁ mm	I mm	L mm	S mm	Z	ARTICLE RH
3	5	20	60	3	1+1	SL01.03.020.060.03R
4	5	21	60	4	1+1	SL01.04.021.060.04R
5	8	22	70	5	1+1	SL01.05.022.070.05R
6	5	22	60	6	1+1	SL01.06.022.060.06R

D mm	I ₁ mm	I mm	L mm	S mm	Z	ARTICLE RH
5	5	22	60	5	2+2	SM01.05.022.060.05R
6	5	22	60	6	2+2	SM01.06.022.060.06R
8	8	22	70	8	2+2	SM01.08.022.070.08R
10	8	22	70	10	2+2	SM01.10.022.070.10R
10	5	32	80	10	2+2	SM01.10.032.080.10R
10	7	42	90	10	2+2	SM01.10.042.090.10R
12	7	42	90	12	2+2	SM01.12.042.090.12R
12	7	52	100	12	2+2	SM01.12.052.100.12R
16	18	42	100	16	2+2	SM01.16.042.100.16R
16	21	55	110	16	2+2	SM01.16.055.110.16R
18	24	55	110	18	2+2	SM01.18.055.110.18R

D mm	I ₁ mm	I mm	L mm	S mm	Z	ARTICLE RH
12	9	25	83	12	3+3	SN01.12.025.083.12R
12	9	35	90	12	3+3	SN01.12.035.090.12R
16	21	55	110	16	3+3	SN01.16.055.110.16R
20	20	100	165	20	3+3	SN01.20.100.165.20R
25	10	105	165	25	3+3	SN01.25.105.165.25R

Solid Carbide Finishing Up & Downcut Spiral Bits

PCD & HM TOOLS

SOLID CARBIDE
ROUTER BITS

PCD & VHM TOOLS FOR
COMPOSITES

CHUCKS
& ACCESSORIES

TOOLS FOR EDGEBANDING
MACHINES

CIRCULAR SAW BLADES

DRILL BITS

STRAIGHT
& SYSTEM KNIVES

STARTER KIT

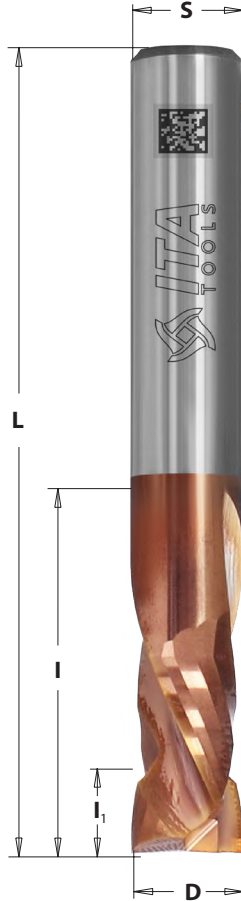
Sizes in inches:

D inch	I ₁ inch	I inch	L inch	S inch	Z	ARTICLE RH
1/4	9/32	7/8	2-1/2	1/4	2+2	SM01.64.222.635.64R
3/8	3/16	7/8	3	3/8	2+2	SM01.95.222.762.95R
1/2	15/32	1	3	1/2	2+2	SM01.13.254.762.13R
1/2	13/64	7/8	3	1/2	2+2	SM01.13.222.762.13R

Sizes in inches:

D inch	I ₁ inch	I inch	L inch	S inch	Z	ARTICLE RH
3/8	3/16	7/8	3	3/8	3+3	SN01.95.222.762.95R
1/2	1/4	1-1/8	3	1/2	3+3	SN01.13.286.762.13R

SL01.TR | SM01.TR | SN01.TR - 190TSR positive-negative



Technical details:

- 1+1 spiral cutting edges
- 2+2 spiral cutting edges
- 3+3 spiral cutting edges
- Premium quality solid carbide
- Excellent finish
- TiSiN coating

Application:

Used for cutting, copying, panel sizing and any routing applications on solid wood, wood composites, plastic materials and aluminium. Can be used on machining centres, point to point machines, CNC routers.

Router with TiSiN coating:

High wear resistance during processing in hard materials. Extended tool life and higher machining quality.

D mm	I ₁ mm	I mm	L mm	S mm	Z	ARTICLE RH
4	5	21	60	4	1+1	SL01.04.021.060.04TR
5	8	22	70	5	1+1	SL01.05.022.060.05TR
6	5	22	60	6	1+1	SL01.06.022.060.06TR

D mm	I ₁ mm	I mm	L mm	S mm	Z	ARTICLE RH
6	2	12	60	6	2+2	SM01.06.012.060.06TR
8	3	18	70	8	2+2	SM01.08.018.070.08TR
8	8	22	70	8	2+2	SM01.08.022.070.08TR
10	5	18	70	10	2+2	SM01.10.018.070.10TR
10	8	22	70	10	2+2	SM01.10.022.070.10TR
10	6	25	80	10	2+2	SM01.10.025.080.10TR
12	5	18	70	12	2+2	SM01.12.018.070.12TR

D mm	I ₁ mm	I mm	L mm	S mm	Z	ARTICLE RH
12	6	25	83	12	3+3	SN01.12.025.083.12TR
16	21	55	110	16	3+3	SN01.16.055.110.16TR
20	20	100	165	20	3+3	SN01.20.100.165.20TR

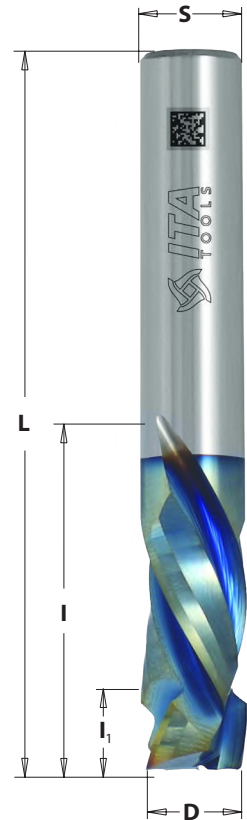
X90 positive-negative

VHM

Z2+2

Z3+3

RH



Technical details:

- Longlife solid carbide finishing up & downcut spiral bits
- 2+2 spiral cutting edges
- 3+3 spiral cutting edges
- Premium quality solid carbide
- Excellent finish

Application:

Used for cutting, copying, panel sizing and routing applications in chipboard, MDF and plywood. Can be used on machining centres, point to point machines and CNC routers.

Advantages:

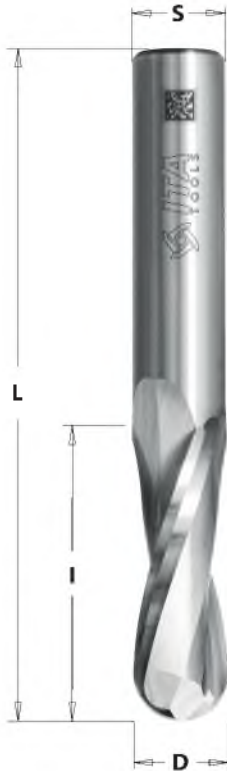
High wear resistance when machining hard materials. The combination of the PLATINIUM coating and the highest quality carbide allows to maintain very sharp cutting edges, eliminate chip sticking and significantly extends the life of the tool.

D mm	I ₁ mm	I mm	L mm	S mm	Z	TYPE	ARTICLE RH
8	7	35	80	8	2+2	Finishing	X90.08.035.080.08PR
10	7	35	80	10	2+2	Finishing	X90.10.035.080.10PR
12	7,5	25	80	12	2+2	Finishing	X90.12.025.080.12PR
12	8	35	80	12	2+2	Finishing	X90.12.035.080.12PR
16	9	52	110	16	2+2	Finishing	X90.16.052.110.16PR

D mm	I ₁ mm	I mm	L mm	S mm	Z	TYPE	ARTICLE RH
10	7	35	80	10	3+3	Finishing	X90.10.035.080.10PR3
12	8	25	80	12	3+3	Finishing	X90.12.025.080.12PR3
12	8	35	80	12	3+3	Finishing	X90.12.035.080.12PR3
16	9	52	110	16	3+3	Finishing	X90.16.052.110.16PR3

D mm	I ₁ mm	I mm	L mm	S mm	Z	TYPE	ARTICLE RH
8	7	35	80	8	2+2	Roughing	X90.08.035.080.08PRz
10	7	35	80	10	2+2	Roughing	X90.10.035.080.10PRz
12	8	35	80	12	2+2	Roughing	X90.12.035.080.12PRz
16	9	52	110	16	2+2	Roughing	X90.16.052.110.16PRz

SI01 - 199
positive



Technical details:

- 2 spiral cutting edges
- Upward chip ejection
- Premium quality solid carbide
- Excellent finish

Application:


For cutting and milling in solid wood and wood-based materials.
Can be used on machining centres, point to point machines, CNC routers.

D mm	R mm	I mm	L mm	S mm	Z	ARTICLE RH
6	3	27	70	6	2	SI01.06.027.070.06R
8	4	32	80	8	2	SI01.08.032.080.08R
10	5	32	80	10	2	SI01.10.032.080.10R
12	6	35	80	12	2	SI01.12.035.080.12R
16	8	55	110	16	2	SI01.16.055.110.16R

SQ29
positive

VHM

RH



Technical details:

- Tapered ball nose cutter
- Polished chip flute prevents material sticking
- Upward chip ejection
- Special type of carbide with increased tool life
- Coating possible

Application:

For cutting and milling in materials such as modeling board, MDF, aluminum. Designed for use on CNC machines.

D mm	I mm	L mm	S mm	R mm	α	ARTICLE
0,8	25	70	6	0,4	5,5°	SQ29.01.025.070.06R
0,8	30	80	6,35	0,4	6,2°	SQ29.01.030.080.64R
1,6	25	70	6	0,8	4,5°	SQ29.02.025.070.06R
1,6	50	80	6,35	0,8	5,5°	SQ29.02.050.080.64R
1,6	30	80	8	0,8	5,5°	SQ29.02.030.080.08R
2	80	120	12	1	3°	SQ29.02.080.120.12R
3,2	25,4	80	6	1,6	3,6°	SQ29.03.025.080.06R
3,2	80	80	6,35	1,6	3,6°	SQ29.03.080.080.64R
3,2	50	90	8	1,6	2,5°	SQ29.03.050.090.08R
6	50,8	110	12	3	3,2°	SQ29.06.051.110.12R
6	90	150	12	3	3°	SQ29.06.090.150.12R
6,4	50,8	110	12,7	3,2	3,2°	SQ29.06.051.110.13R
12	85	150	12	6	3°	SQ29.12.085.150.12R

Chapter

VHM & Diamond Tools for Composites, PVC & ALU



PCD & HM TOOLS

SOLID CARBIDE
ROUTER BITS

VHM & VHM TOOLS FOR
COMPOSITES

CHUCKS
& ACCESSORIES

TOOLS FOR EDGEBANDING
MACHINES

CIRCULAR SAW BLADES

DRILL BITS

STRAIGHT
& SYSTEM KNIVES

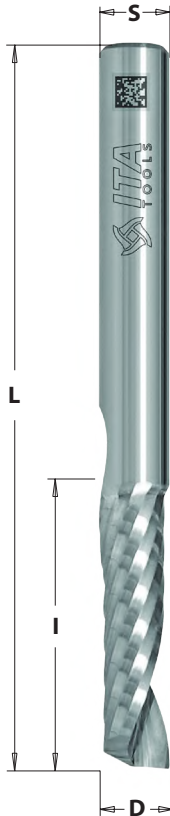
STARTER KIT

ST01 - 198RP positive

VHM

Z1

RH



Technical details:

- Single blade cutter, positive
- Perfect finishing of cutting edge - the polished chip groove
- Upward chip ejection
- Premium quality solid carbide
- Possibility of using variety coatings

Application:

For cutting and milling in plastics. Designed for use on CNC machines.

D mm	I mm	L mm	S mm	ARTICLE
2	6	60	6	ST01.02.006.060.06R
3	6	60	3	ST01.03.006.060.03R
3	6	60	6	ST01.03.006.060.06R
3	12	60	3	ST01.03.012.060.03R
3	12	60	6	ST01.03.012.060.06R
4	8	60	4	ST01.04.008.060.04R
4	8	60	6	ST01.04.008.060.06R
4	12	60	4	ST01.04.012.060.04R
4	12	60	6	ST01.04.012.060.06R
4	22	60	6	ST01.04.022.060.06R
5	15	60	5	ST01.05.015.060.05R
5	15	60	6	ST01.05.015.060.06R
6	12	60	6	ST01.06.012.060.06R
6	22	60	6	ST01.06.022.060.06R
8	22	60	8	ST01.08.022.060.08R
8	32	80	8	ST01.08.032.080.08R
10	35	80	10	ST01.10.035.080.10R
10	42	80	10	ST01.10.042.080.10R
12	35	80	12	ST01.12.035.080.12R
12	42	90	12	ST01.12.042.090.12R

Sizes in inches:

D inch	I inch	L inch	S inch	ARTICLE
1/8	1/4	2 1/2	1/8	ST01.32.635.635.32R
1/8	1/2	2 1/2	1/8	ST01.32.127.635.32R
3/16	5/16	2 1/2	3/16	ST01.48.794.635.48R
3/16	5/8	2 1/2	3/16	ST01.48.159.635.48R
1/4	1/2	2 1/2	1/4	ST01.64.127.635.64R
1/4	1	2 1/2	1/4	ST01.64.254.635.64R
3/8	1	2 1/2	3/8	ST01.95.254.635.95R
1/2	1 1/2	3 1/2	1/2	ST01.13.381.889.13R


PCD & HM TOOLS
SOLID CARBIDE ROUTER BITS
PCD & VHM TOOLS FOR COMPOSITES
CHUCKS & ACCESSORIES
TOOLS FOR EDGE BANDING MACHINES
CIRCULAR SAW BLADES
DRILL BITS
STRAIGHT & SYSTEM KNIVES
STARTER KIT

ST51 -198RPn negative

VHM

Z1

RH



Technical details:

- Single blade cutter, negative
- Perfect finishing of cutting edge - the polished chip groove
- Chip discharge downwards
- Special type of carbide - increased tool life
- Possibility of using variety coatings

Application:

For cutting and milling in plastics. Designed for use on CNC machines.

D mm	I mm	L mm	S mm	ARTICLE
2	6	60	6	ST51.02.006.060.06R
3	6	60	3	ST51.03.006.060.03R
3	6	60	6	ST51.03.006.060.06R
3	12	60	3	ST51.03.012.060.03R
3	12	60	6	ST51.03.012.060.06R
4	8	60	4	ST51.04.008.060.04R
4	8	60	6	ST51.04.008.060.06R
4	12	60	4	ST51.04.012.060.04R
4	12	60	6	ST51.04.012.060.06R
5	15	60	5	ST51.05.015.060.05R
5	15	60	6	ST51.05.015.060.06R
6	12	60	6	ST51.06.012.060.06R

Sizes in inches:


D inch	I inch	L inch	S inch	ARTICLE
1/8	1/4	2 1/2	1/8	ST51.32.635.635.32R
1/8	1/2	2 1/2	1/8	ST51.32.127.635.32R
3/16	5/16	2 1/2	3/16	ST51.48.794.635.48R
3/16	5/8	2 1/2	3/16	ST51.48.159.635.48R
1/4	1/2	2 1/2	1/4	ST51.64.127.635.64R
1/4	1	2 1/2	1/4	ST51.64.254.635.64R

ST28 - 198RPs positive

VHM

Z1

RH



Technical details:

- Single blade cutter with a minimum spiral angle, positive,
- For thin materials from 1mm to 8mm
- Perfect finishing of cutting edge - the polished chip groove
- Chip discharge upwards
- Special type of carbide - increased tool life
- Possibility of using variety coatings

Application:

For cutting and milling in plastics. Designed for use on CNC machines.

D mm	I mm	L mm	S mm	ARTICLE
2	6	60	6	ST28.02.006.060.06R
3	8	60	3	ST28.03.008.060.03R
3	12	60	3	ST28.03.012.060.03R
3	12	60	6	ST28.03.012.060.06R
4	8	60	4	ST28.04.008.060.04R
4	12	60	4	ST28.04.012.060.04R
4	12	60	6	ST28.04.012.060.06R
5	8	60	5	ST28.05.008.060.05R
5	12	60	6	ST28.05.012.060.06R
6	12	60	6	ST28.06.012.060.06R
6	22	60	6	ST28.06.022.060.06R
8	12	60	8	ST28.08.012.060.08R
10	22	60	10	ST28.10.022.060.10R

Sizes in inches:

D inch	I inch	L inch	S inch	ARTICLE
1/8	5/16	2 1/2	1/8	ST28.32.794.635.32R
3/16	5/16	2 1/2	3/16	ST28.48.794.635.48R
3/16	5/8	2 1/2	3/16	ST28.48.159.635.48R
1/4	1/2	2 1/2	1/4	ST28.64.127.635.64R
1/4	1	2 1/2	1/4	ST28.64.254.635.64R
3/8	1	2 1/2	3/8	ST28.95.254.635.95R


PCD & HM TOOLS
SOLID CARBIDE ROUTER BITS
PCD & VHM TOOLS FOR COMPOSITES
CHUCKS & ACCESSORIES
TOOLS FOR EDGEBANDING MACHINES
CIRCULAR SAW BLADES
DRILL BITS
STRAIGHT & SYSTEM KNIVES
STARTER KIT

ST36 - 198RPf Super Finish positive

VHM

Z1

RH



Technical details:

- Router bit for perfect edge finishing of polymethyl methacrylate - acrylic, plexiglass, plexi
- Single flute cutter
- Polished chip flute prevents material sticking
- Upward chip ejection
- Special type of carbide with increased tool life
- Possibility of using variety coatings

Application:

For cutting and milling in plastics. For use on CNC machines.


D mm	I mm	L mm	S mm	ARTICLE
2	7	60	6	ST36.02.007.060.06R
3	7	60	6	ST36.03.007.060.06R
3	12	60	6	ST36.03.012.060.06R
4	8	60	6	ST36.04.008.060.06R
4	13	60	6	ST36.04.013.060.06R
5	15	60	6	ST36.05.015.060.06R
6	12	60	6	ST36.06.012.60.060R
6	22	60	6	ST36.06.022.060.06R
8	32	80	8	ST36.08.032.080.08R

SP01 - 198Ra positive

VHM

Z1

RH



Technical details:

- Single blade cutter, positive,
- Perfect finishing of cutting edge - the polished chip groove
- Chip discharge upward
- Special type of carbide - increased tool life
- Possibility of using variety coatings

Application:

For cutting and milling in aluminum, dibond composite, an alternative to plastics processing. Designed for use on CNC machines.

D mm	I mm	L mm	S mm	ARTICLE
3	6	60	3	SP01.03.006.060.03R
3	6	60	6	SP01.03.006.060.06R
3	12	60	3	SP01.03.012.060.03R
3	12	60	6	SP01.03.012.060.06R
4	8	60	4	SP01.04.008.060.04R
4	8	60	6	SP01.04.008.060.06R
4	12	60	4	SP01.04.012.060.04R
4	12	60	6	SP01.04.012.060.06R
4	22	60	6	SP01.04.022.060.06R
5	15	60	5	SP01.05.015.060.05R
5	15	60	6	SP01.05.015.060.06R
6	12	60	6	SP01.06.012.060.06R
6	22	60	6	SP01.06.022.060.06R
8	22	60	8	SP01.08.022.060.08R
8	32	80	8	SP01.08.032.080.08R
10	35	80	10	SP01.10.035.080.10R
10	42	80	10	SP01.10.042.080.10R
12	35	80	12	SP01.12.035.080.12R
12	42	90	12	SP01.12.042.090.12R

Sizes in inches:

D inch	I inch	L inch	S inch	ARTICLE
1/8	1/4	2 1/2	1/8	SP01.32.635.635.32R
1/8	1/2	2 1/2	1/8	SP01.32.127.635.32R
3/16	5/16	2 1/2	3/16	SP01.48.794.635.48R
3/16	5/8	2 1/2	3/16	SP01.48.159.635.48R
1/4	1/2	2 1/2	1/4	SP01.64.127.635.64R
1/4	1	2 1/2	1/4	SP01.64.254.635.64R
3/8	1	2 1/2	3/8	SP01.95.254.635.95R
1/2	1 1/2	3 1/2	1/2	SP01.13.381.889.13R


PCD & HM TOOLS
 SOLID CARBIDE ROUTER BITS
 PCD & VHM TOOLS FOR COMPOSITES
 CHUCKS & ACCESSORIES
 TOOLS FOR EDGEBANDING MACHINES
 CIRCULAR SAW BLADES
 DRILL BITS
 STRAIGHT & SYSTEM KNIVES
 STARTER KIT

SP51 - 198Ran
negative

VHM

Z1

RH



Technical details:

- Single blade cutter, negative
- Perfect finishing of cutting edge - the polished chip groove
- Chip discharge downwards
- Special type of carbide - increased tool life
- Possibility of using variety coatings

Application:

For cutting and milling in plastics, dibond composite. Designed for use on CNC machines.

D mm	I mm	L mm	S mm	ARTICLE
3	6	60	3	SP51.03.006.060.03R
3	6	60	6	SP51.03.006.060.06R
3	12	60	3	SP51.03.012.060.03R
3	12	60	6	SP51.03.012.060.06R
4	8	60	4	SP51.04.008.060.04R
4	8	60	6	SP51.04.008.060.06R
4	12	60	4	SP51.04.012.060.04R
4	12	60	6	SP51.04.012.060.06R
4	22	60	6	SP51.04.022.060.06R
5	15	60	5	SP51.05.015.060.05R
5	15	60	6	SP51.05.015.060.06R
6	12	60	6	SP51.06.012.060.06R
6	22	60	6	SP51.06.022.060.06R
8	22	60	8	SP51.08.022.060.08R
8	32	80	8	SP51.08.032.080.08R
10	35	80	10	SP51.10.035.080.10R
10	42	80	10	SP51.10.042.080.10R
12	35	80	12	SP51.12.035.080.12R
12	42	90	12	SP51.12.042.090.12R

Sizes in inches:

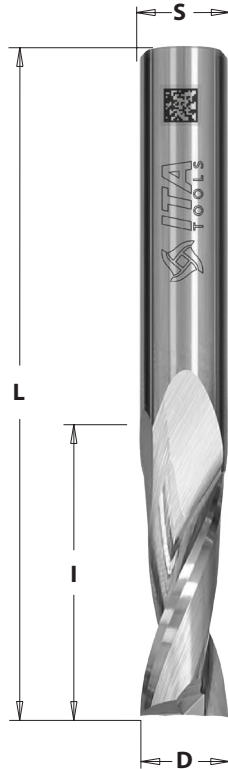
D inch	I inch	L inch	S inch	ARTICLE
1/8	1/4	2 1/2	1/8	SP51.32.635.635.32R
1/8	1/2	2 1/2	1/8	SP51.32.127.635.32R
3/16	5/16	2 1/2	3/16	SP51.48.794.635.48R
3/16	5/8	2 1/2	3/16	SP51.48.159.635.48R
1/4	1/2	2 1/2	1/4	SP51.64.127.635.64R
1/4	1	2 1/2	1/4	SP51.64.254.635.64R
3/8	1	2 1/2	3/8	SP51.95.254.635.95R
1/2	1 1/2	3 1/2	1/2	SP51.13.381.889.13R

SQ01 - 186Ra positive

VHM

Z2

RH



Technical details:

- Two edge blade cutter, positive,
- Perfect finishing of cutting edge - the polished chip groove
- Chip discharge upward
- Special type of carbide - increased tool life
- Possibility of using variety coatings

Application:

For cutting and milling in aluminum and plastics. Designed for use on CNC machines.

D mm	I mm	L mm	S mm	ARTICLE
3	10	60	3	SQ01.03.010.060.03R
3	12	60	6	SQ01.03.012.060.06R
4	10	60	4	SQ01.04.010.060.04R
4	12	60	6	SQ01.04.012.060.06R
5	12	60	5	SQ01.05.012.060.05R
5	22	60	5	SQ01.05.022.060.05R
5	22	60	6	SQ01.05.022.060.06R
6	12	60	6	SQ01.06.012.060.06R
6	22	60	6	SQ01.06.022.060.06R
8	22	60	8	SQ01.08.022.060.08R
8	35	80	8	SQ01.08.035.080.08R
10	22	60	10	SQ01.10.022.060.10R
10	45	100	10	SQ01.10.045.100.10R
12	25	70	12	SQ01.12.025.070.12R
12	42	90	12	SQ01.12.042.090.12R
16	35	80	16	SQ01.16.035.080.16R
16	55	110	16	SQ01.16.055.110.16R
20	45	90	20	SQ01.20.045.090.20R

Sizes in inches:

D inch	I inch	L inch	S inch	ARTICLE
1/8	1/2	2 1/2	1/8	SQ01.32.127.635.32R
3/16	5/8	2 1/2	3/16	SQ01.48.159.635.48R
1/4	1	2 1/2	1/4	SQ01.64.254.635.64R
3/8	1	2 1/2	3/8	SQ01.95.254.635.95R
1/2	1 1/2	3 1/4	1/2	SQ01.13.381.826.13R
5/8	1 1/2	3 1/2	5/8	SQ01.16.381.889.16R
3/4	1 3/4	3 1/2	3/4	SQ01.19.445.889.19R


PCD & HM TOOLS
SOLID CARBIDE ROUTER BITS
PCD & VHM TOOLS FOR COMPOSITES
CHUCKS & ACCESSORIES
TOOLS FOR EDGEBANDING MACHINES
CIRCULAR SAW BLADES
DRILL BITS
STRAIGHT & SYSTEM KNIVES
STARTER KIT

SQ31 - 199Ra positive

VHM

Z2

RH



Technical details:

- Spherical double-edge cutter, positive
- Perfect finishing of cutting edge - the polished chip groove
- Chip discharge upward
- Special type of carbide - increased tool life
- Possibility of using variety coatings

Application:

For cutting and milling in aluminum and plastics. Designed for use on CNC machines.

D mm	I mm	L mm	S mm	R mm	ARTICLE
3	10	60	3	1,5	SQ31.03.010.060.03R
3	10	60	6	1,5	SQ31.03.010.060.06R
4	10	60	4	2	SQ31.04.010.060.04R
4	12	60	6	2	SQ31.04.012.060.06R
5	12	60	5	2,5	SQ31.05.012.060.05R
6	22	60	6	3	SQ31.06.022.060.06R
8	22	60	8	4	SQ31.08.022.060.08R
10	22	60	10	5	SQ31.10.022.060.10R
10	45	100	10	5	SQ31.10.045.100.10R
12	25	70	12	6	SQ31.12.025.070.12R
12	42	90	12	6	SQ31.12.042.090.12R
16	35	90	16	8	SQ31.16.035.090.16R

Sizes in inches:

D inch	I inch	L inch	S inch	R inch	ARTICLE
1/8	1/2	2 1/2	1/8	1/16	SQ31.32.953.635.32R
3/16	5/8	2 1/2	3/16	3/32	SQ31.48.159.635.48R
1/4	1	2 1/2	1/4	1/8	SQ31.64.254.635.64R
3/8	1	2 1/2	3/8	3/16	SQ31.95.254.635.95R
1/2	1	3 1/4	1/2	1/4	SQ31.13.254.826.13R
5/8	1 1/2	3 1/2	5/8	5/16	SQ31.16.381.889.16R
3/4	1 3/4	3 1/2	3/4	3/8	SQ31.19.445.889.19R

SR01 - 193Ra positive

VHM

Z3

RH



Technical details:

- Three edge blade cutter, positive,
- Perfect finishing of cutting edge - the polished chip groove
- Chip discharge upward
- Special type of carbide - increased tool life
- Possibility of using variety coatings

Application:

For cutting and milling in aluminum and plastics. Designed for use on CNC machines.

D mm	I mm	L mm	S mm	ARTICLE
3	8	60	3	SR01.03.008.060.03R
3	8	60	6	SR01.03.008.060.06R
4	12	60	4	SR01.04.012.060.04R
4	12	60	6	SR01.04.012.060.06R
5	12	60	5	SR01.05.012.060.05R
6	22	60	6	SR01.06.022.060.06R
8	35	80	8	SR01.08.035.080.08R
10	32	80	10	SR01.10.032.080.10R
12	32	90	12	SR01.12.032.090.12R
16	35	90	16	SR01.16.035.090.16R
16	55	110	16	SR01.16.055.110.16R
20	32	80	20	SR01.20.032.080.20R
20	60	120	20	SR01.20.060.120.20R

Sizes in inches:

D inch	I inch	L inch	S inch	ARTICLE
1/8	3/8	2 1/2	1/8	SR01.32.953.635.32R
3/16	5/8	2 1/2	3/16	SR01.48.159.635.48R
1/4	1	2 1/2	1/4	SR01.64.254.635.64R
3/8	1 1/4	3 1/4	3/8	SR01.95.318.826.95R
1/2	1 1/4	3 1/4	1/2	SR01.13.318.826.13R
5/8	1 1/2	3 1/2	5/8	SR01.16.381.889.16R
3/4	1 3/4	3 1/2	3/4	SR01.19.445.889.19R

PCD & HM TOOLS
SOLID CARBIDE ROUTER BITS
PCD & VHM TOOLS FOR COMPOSITES
CHUCKS & ACCESSORIES
TOOLS FOR EDGEBANDING MACHINES
CIRCULAR SAW BLADES
DRILL BITS
STRAIGHT & SYSTEM KNIVES
STARTER KIT

SR33 - 195Ra positive

VHM

Z3

RH



Technical details:

- Three edge blade cutter, positive,
- Prefect roughting of cutting edge - the polished chip groove
- Chip discharge upward
- Special type of carbide - increased tool life
- Possibility of using variety coatings

Application:

For cutting and milling in aluminum and plastics. Designed for use on CNC machines.

D mm	I mm	L mm	S mm	ARTICLE
6	22	60	6	SR33.06.022.060.06R
8	32	70	8	SR33.08.032.070.08R
10	32	80	10	SR33.10.032.080.10R
12	32	80	12	SR33.12.032.080.12R
16	32	90	16	SR33.16.032.090.16R
16	55	110	16	SR33.16.055.110.16R
20	32	80	20	SR33.20.032.080.20R
20	60	120	20	SR33.20.060.120.20R
25	35	80	25	SR33.25.035.080.20R

Sizes in inches:

D inch	I inch	L inch	S inch	ARTICLE
1/4	1	2 1/2	1/4	SR33.64.254.635.64R
3/8	1 1/4	3 1/4	3/8	SR33.95.318.826.95R
1/2	1 1/4	3 1/4	1/2	SR33.13.318.826.13R
5/8	1 1/2	3 1/2	5/8	SR33.16.381.889.16R
3/4	1 3/4	3 1/2	3/4	SR33.19.445.889.19R

CPS
positive



Technical details:

- Multi-edge geometry, positive
- Perfect finishing of cutting edge
- Chip discharge upwards
- Geometry adapted to the processing of composites, preventing delamination and pulling out of glass and carbon fibers
- Special type of carbide - increased tool life
- Possibility of using variety coatings

Application:

For cutting and milling in composite materials GFK, CFK, textolite, composite matrix, HPL, honeycomb. Designed for use on CNC machines.

D mm	I mm	L mm	S mm	ARTICLE
3	10	45	3	CPS.03.010.045.03R
3	10	60	6	CPS.03.010.060.06R
4	15	60	4	CPS.04.015.060.04R
4	15	60	6	CPS.04.015.060.06R
5	15	60	5	CPS.05.015.060.05R
6	25	70	6	CPS.06.025.070.06R
8	30	80	8	CPS.08.030.080.08R
10	35	80	10	CPS.10.035.080.10R
12	40	90	12	CPS.12.040.090.12R

Sizes in inches:


D inch	I inch	L inch	S inch	ARTICLE
1/8	1/2	2	1/8	CPS.32.127.508.32R
3/16	3/4	2 1/2	3/16	CPS.48.191.635.48R
1/4	1	3	1/4	CPS.64.254.762.64R
3/8	1 1/4	3 1/2	3/8	CPS.95.318.889.95R
1/2	1 3/8	3 1/2	1/2	CPS.13.349.889.13R

PCD & HM TOOLS
 SOLID CARBIDE ROUTER BITS
 PCD & VHM TOOLS FOR COMPOSITES
 CHUCKS & ACCESSORIES
 TOOLS FOR EDGEBANDING MACHINES
 CIRCULAR SAW BLADES
 DRILL BITS
 STRAIGHT & SYSTEM KNIVES
 STARTER KIT

CPU
positive

VHM

RH



Technical details:

- Spherical multi-edge geometry, positive
- Perfect finishing of cutting edge
- Chip discharge upwards
- Geometry adapted to the processing of composites, preventing delamination and pulling out of glass and carbon fibers
- Special type of carbide - increased tool life
- Possibility of using variety coatings

Application:

For cutting and milling in composite materials GFK, CFK, textolite, composite matrix, HPL, honeycomb. Designed for use on CNC machines.

D mm	I mm	L mm	S mm	R	ARTICLE
3	10	45	3	1,5	CPU.03.010.045.03R
3	10	60	6	1,5	CPU.03.010.060.06R
4	15	60	4	2	CPU.04.015.060.04R
4	15	60	6	2	CPU.04.015.060.06R
5	15	60	5	2,5	CPU.05.015.060.05R
6	20	70	6	3	CPU.06.020.070.06R
8	30	80	8	4	CPU.08.030.080.08R
10	35	80	10	5	CPU.10.035.080.10R
12	40	90	12	6	CPU.12.040.090.12R

Sizes in inches:

D inch	I inch	L inch	S inch	R inch	ARTICLE
1/8	1/2	2	1/8	1/16	CPU.32.127.508.32R
3/16	3/4	2 1/2	3/16	3/32	CPU.48.191.635.48R
1/4	1	3	1/4	1/8	CPU.64.254.762.64R
3/8	1 1/4	3 1/2	3/8	3/16	CPU.95.318.889.95R
1/2	1 3/8	3 1/2	1/2	1/4	CPU.13.349.889.13R

CSS straight

VHM

RH



Technical details:

- Multi-edge geometry, straight
- Perfect finishing of cutting edge
- Chip discharge sideways
- Geometry adapted to the processing of composites, preventing delamination and pulling out of glass and carbon fibers
- Special type of carbide - increased tool life
- Possibility of using variety coatings

Application:

For cutting and milling in composite materials GFK, CFK, textolite, composite matrix, HPL, honeycomb. Designed for use on CNC machines.

D mm	I mm	L mm	S mm	ARTICLE
3	10	45	3	CSS.03.010.045.03R
3	10	60	6	CSS.03.010.060.06R
4	15	60	4	CSS.04.015.060.04R
4	15	60	6	CSS.04.015.060.06R
5	15	60	5	CSS.05.015.060.05R
6	25	70	6	CSS.06.025.070.06R
8	30	80	8	CSS.08.030.080.08R
10	35	80	10	CSS.10.035.080.10R
12	40	90	12	CSS.12.040.090.12R

Sizes in inches:

D inch	I inch	L inch	S inch	ARTICLE
1/8	1/2	2	1/8	CSS.32.127.508.32R
3/16	3/4	2 1/2	3/16	CSS.48.191.635.48R
1/4	1	3	1/4	CSS.64.254.762.64R
3/8	1 1/4	3 1/2	3/8	CSS.95.318.889.95R
1/2	1 3/8	3 1/2	1/2	CSS.13.349.889.13R

CVS
negative

VHM

RH



Technical details:

- Multi-edge geometry, negative
- Perfect finishing of cutting edge
- Chip discharge downwards
- Geometry adapted to the processing of composites, preventing delamination and pulling out of glass and carbon fibers
- Special type of carbide - increased tool life
- Possibility of using variety coatings

Application:

For cutting and milling in composite materials GFK, CFK, textolite, composite matrix, HPL, honeycomb. Designed for use on CNC machines.

D mm	I mm	L mm	S mm	ARTICLE
3	10	45	3	CVS.03.010.045.03R
3	10	60	6	CVS.03.010.060.06R
4	15	60	4	CVS.04.015.060.04R
4	15	60	6	CVS.04.015.060.06R
5	15	60	5	CVS.05.015.060.05R
6	20	70	6	CVS.06.020.070.06R
8	30	80	8	CVS.08.030.080.08R
10	35	80	10	CVS.10.035.080.10R
12	40	90	12	CVS.12.040.090.12R

Sizes in inches:

D inch	I inch	L inch	S inch	ARTICLE
1/8	1/2	2	1/8	CVS.32.127.508.32R
3/16	3/4	2 1/2	3/16	CVS.48.191.635.48R
1/4	1	3	1/4	CVS.64.254.762.64R
3/8	1 1/4	3 1/2	3/8	CVS.95.318.889.95R
1/2	1 3/8	3 1/2	1/2	CVS.13.349.889.13R

CNS / CNV / CNR
positive-negative

VHM

RH



Technical details:

- Spherical multi-edge geometry, positive-negative
- Perfect roughing of cutting edge
- Chip discharge sideways
- 3 versions of the tip:
 - CNS - standard
 - CNR - rosette
 - CNV - drilling
- Geometry adapted to the processing of composites, preventing delamination and pulling out of glass and carbon fibers
- Special type of carbide - increased tool life
- Possibility of using variety coatings

Application:

For cutting and milling in composite materials GFK, CFK, textolite, composite matrix, HPL. Designed for use on CNC machines.

CNS



CNR



CNV



D mm	I mm	L mm	S mm	ARTICLE STANDARD TIP	ARTICLE ROSETTE TIP	ARTICLE DRILLING TIP
3	10	45	3	CNS.03.010.045.03R	CNR.03.010.045.03R	CNV.03.010.045.03R
3	10	60	6	CNS.03.010.060.06R	CNR.03.010.060.06R	CNV.03.010.060.06R
4	18	60	4	CNS.04.018.060.04R	CNR.04.018.060.04R	CNV.04.018.060.04R
4	22	60	6	CNS.04.022.060.06R	CNR.04.022.060.06R	CNV.04.022.060.06R
5	16	50	5	CNS.05.016.050.05R	CNR.05.016.050.05R	CNV.05.016.050.05R
6	25	70	6	CNS.06.025.070.06R	CNR.06.025.070.06R	CNV.06.025.070.06R
8	30	80	8	CNS.08.030.080.08R	CNR.08.030.080.08R	CNV.08.030.080.08R
10	30	90	10	CNS.10.030.090.10R	CNR.10.030.090.10R	CNV.10.030.090.10R
12	30	90	12	CNS.12.030.090.12R	CNR.12.030.090.12R	CNV.12.030.090.12R
16	45	100	16	CNS.16.045.100.16R	CNR.16.045.100.16R	CNV.16.045.100.16R
20	40	90	20	CNS.20.040.090.20R	CNR.20.040.090.20R	CNV.20.040.090.20R

Sizes in inches:


D inch	I inch	L inch	S inch	ARTICLE STANDARD TIP	ARTICLE ROSETTE TIP	ARTICLE DRILLING TIP
1/8	1/2	2	1/8	CNS.32.127.508.32R	CNR.32.127.508.32R	CNV.32.127.508.32R
3/16	3/4	2 1/2	3/16	CNS.48.191.635.48R	CNR.48.191.635.48R	CNV.48.191.635.48R
1/4	1	3	1/4	CNS.64.254.762.64R	CNR.64.254.762.64R	CNV.64.254.762.64R
3/8	1 1/4	3 1/2	3/8	CNS.95.318.889.95R	CNR.95.318.889.95R	CNV.95.318.889.95R
1/2	1 3/8	3 1/2	1/2	CNS.13.349.889.13R	CNR.13.349.889.13R	CNV.13.349.889.13R

PCD & HM TOOLS
 SOLID CARBIDE ROUTER BITS
 PCD & VHM TOOLS FOR COMPOSITES
 CHUCKS & ACCESSORIES
 TOOLS FOR EDGE BANDING MACHINES
 CIRCULAR SAW BLADES
 DRILL BITS
 STRAIGHT & SYSTEM KNIVES
 STARTER KIT

SQ32 - 199Rm positive

VHM

RH



Technical details:

- Spherical cutter with lowering, positive
- Perfect finishing of cutting edge - the polished chip groove
- Chip discharge upward
- Special type of carbide - increased tool life
- Possibility of using variety coatings

Application:

For cutting and milling in model boards, MDF, aluminum. Designed for use on CNC machines.

D mm	I ₁ mm	I mm	L mm	S mm	R mm	ARTICLE
4	25	10	60	6	2	SQ32.04.010.060.06R
6	45	22	80	6	3	SQ32.06.022.080.06R
8	65	22	100	8	4	SQ32.08.022.100.08R
8	85	22	120	8	4	SQ32.08.022.120.08R
10	75	20	110	10	5	SQ32.10.020.110.10R
10	100	30	150	10	5	SQ32.10.030.150.10R
12	80	30	120	12	6	SQ32.12.030.120.12R
12	120	30	160	12	6	SQ32.12.030.160.12R
16	100	40	150	16	8	SQ32.16.040.150.16R
16	150	40	200	16	8	SQ32.16.040.200.16R
20	100	40	150	20	10	SQ32.20.040.150.20R
20	150	40	200	20	10	SQ32.20.040.200.20R
20	200	40	250	20	10	SQ32.20.040.250.20R

Sizes in inches:

D inch	I ₁ inch	I inch	L inch	S inch	R inch	ARTICLE
3/16	1	5/8	2 1/2	3/16	3/32	SQ32.48.159.635.48R
1/4	1 3/4	1	3 1/4	1/4	1/8	SQ32.64.254.826.64R
3/8	2 1/2	1	4	3/8	3/19	SQ32.95.254.102.95R
1/2	3 1/4	1 1/4	5	1/2	1/4	SQ32.13.318.127.13R
5/8	4	1 3/4	6	5/8	5/16	SQ32.16.445.152.16R
3/4	6	1 3/4	8	3/4	3/8	SQ32.19.445.203.19R

SR34 - 195Rm positive

VHM

RH

Z3



Technical details:

- Three edge blade cutter with lowering, positive,
- Perfect roughing of cutting edge - the polished chip groove
- Chip discharge upward
- Special type of carbide - increased tool life
- Possibility of using variety coatings

Application:

For cutting and milling in model boards, MDF, aluminum. Designed for use on CNC machines.

D mm	I ₁ mm	I mm	L mm	S mm	ARTICLE
16	100	40	150	16	SR34.16.040.150.16R
16	150	40	200	16	SR34.16.040.200.16R
20	150	40	200	20	SR34.20.040.200.20R
20	200	40	250	20	SR34.20.040.250.20R
25	200	40	250	25	SR34.25.040.250.25R

Sizes in inches:

D inch	I ₁ inch	I inch	L inch	S inch	ARTICLE
5/8	4	1 3/4	6	5/8	SR34.16.445.152.16R
3/4	6	1 3/4	8	3/4	SR34.19.445.203.19R

SR02 - 193Rm
positive

VHM

RH

Z3



Technical details:

- Three-edge cutter with lowering, positive
- Perfect finishing of cutting edge - the polished chip groove
- Chip discharge upward
- Special type of carbide - increased tool life
- Possibility of using variety coatings

Application:

For cutting and milling in model boards, MDF, aluminum. Designed for use on CNC machines.

D mm	I mm	I ₁ mm	L mm	S mm	ARTICLE
16	40	100	150	16	SR02.16.040.150.16R
16	40	150	200	16	SR02.16.040.200.16R
20	40	150	200	20	SR02.20.040.200.20R


Sizes in inches:

D inch	I inch	I ₁ inch	L inch	S inch	ARTICLE
5/8	1 3/4	4	6	5/8	SR02.16.445.152.16R
3/4	1 3/4	6	8	3/4	SR02.19.445.203.19R

FVH - 915Ra

VHM

RH



Technical details:

- Dibond bend cutter, 4 different types: V-90, V-108, V-135, foot 1,8
- Special type of carbide - increased tool life
- Possibility of using variety coatings

Application:

For making bends in composite material of the DIBOND® type.
Designed for use on CNC machines.

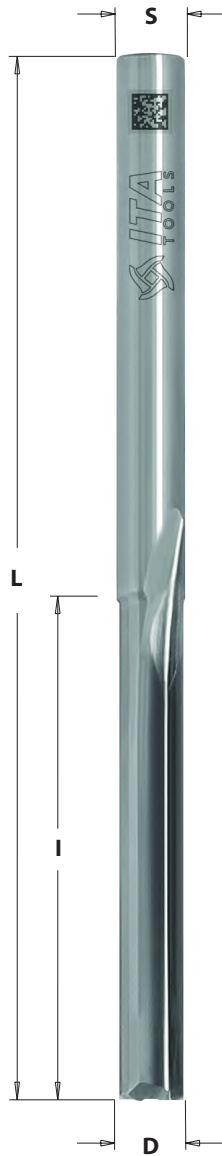
D mm	I mm	L mm	S mm	α	ARTICLE
16	15	60	10	90°	FVH.16.015.060.10Ra1
16	15	60	12	90°	FVH.16.015.060.12Ra1
16	15	60	12	108°	FVH.16.015.060.12Ra2
18	15	60	12	135°	FVH.18.015.060.12Ra3

D inch	I inch	L inch	S inch	α	ARTICLE
5/8	9/16	2 1/2	3/8	90°	FVH.15.143.635.95R1
5/8	9/16	2 1/2	1/2	90°	FVH.15.143.635.13R1
5/8	9/16	2 1/2	1/2	108°	FVH.15.143.635.13R2
3/4	9/16	2 1/2	1/2	135°	FVH.19.143.635.13R3

Dibond bend cutter Z1, 1,8 mm:

D mm	I mm	L mm	S mm	α	ARTICLE
10	4,12	50	10	90°	FVH.10.004.050.10Ra1

SY26 - 912RPI straight



Technical details:

- Two edge blade cutter, straight
- Perfect finishing of cutting edge - the polished chip groove
- Chip discharge sideways
- Special type of carbide - increased tool life
- Possibility of using variety coatings

Application:

For cutting and milling foam, alternatively for plastics processing. Designed for use on CNC machines.

D mm	I mm	L mm	S mm	ARTICLE
3	15	60	3	SY26.03.015.060.03R
4	15	60	4	SY26.04.015.060.04R
4	15	75	4	SY26.04.015.075.04R
5	15	75	5	SY26.05.015.075.05R
6	20	70	6	SY26.06.020.070.06R
6	25	60	6	SY26.06.025.060.06R
6	42	90	6	SY26.06.042.090.06R
8	70	120	8	SY26.08.070.120.08R
12	20	100	12	SY26.12.020.100.12R
12	50	140	12	SY26.12.050.140.12R
16	40	160	16	SY26.16.040.160.16R
20	30	273	20	SY26.20.030.273.20R

Sizes in inches:

D inch	I inch	L inch	S inch	ARTICLE
1/8	3/4	2 1/2	1/8	SY26.32.191.635.32R
3/16	3/4	2 1/2	3/16	SY26.48.191.635.48R
3/16	3/4	3	3/16	SY26.48.191.762.48R
1/4	1	2 3/4	1/4	SY26.64.254.699.64R
1/4	1 3/4	3 1/2	1/4	SY26.64.445.889.64R
3/8	2 3/4	5	3/8	SY26.95.699.127.95R
1/2	1	4	1/2	SY26.13.254.102.13R
1/2	2	5 1/2	1/2	SY26.13.508.140.13R

SY26.XR - 912XRi straight

VHM

RH

Z2



Technical details:

- Two edge blade cutter, straight
- Perfect finishing of cutting edge - the polished chip groove
- Chip discharge sideways
- Special type of carbide - increased tool life
- Possibility of using variety coatings

Application:

For cutting and milling HPL alternatively for plastics processing. Designed for use on CNC machines.

Advantages:

High wear resistance during processing in hard materials. Extended tool life and higher machining quality.


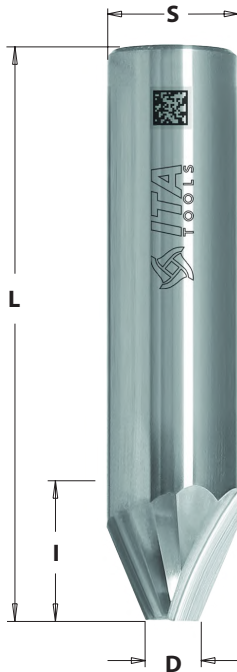
D mm	I mm	L mm	S mm	ARTICLE
4	15	60	4	SY26.04.015.060.04XR
6	15	60	6	SY26.06.015.060.06XR
8	15	60	8	SY26.08.015.060.08XR
10	15	60	10	SY26.10.015.060.10XR

Sizes in inches:

D inch	I inch	L inch	S inch	ARTICLE
1/4	3/4	2 1/2	1/4	SY26.64.191.635.64XR
3/8	3/4	2 1/2	3/8	SY26.95.191.635.95XR

FVH - 957
FVI - 915Rs

VHM **RH** **Z2** **Z4**



Technical details:

- Chamfer cutter, 3 different types: V-22,5°, V-30°, V-45°
- Special type of carbide - increased tool life
- R2 and R3 radius cutters
- Possibility of using variety coatings

Application:

For chamfering plastics. Designed for use on CNC machines.

D mm	D ₁ mm	I mm	L mm	S mm	α	ARTICLE
14	5,7	10	55	14	22,5°	FVH.14.010.055.14R
16	4,5	10	70	16	30°	FVH.16.010.070.16R
20	3	7,5	70	20	45°	FVH.20.007.070.20R

Z4 for Chamfering:

D mm	I mm	L mm	S mm	α	ARTICLE
12	6	70	12	90°	FVH.12.006.070.12R4

Z2 for Rounding:

D mm	D ₁ mm	I mm	L mm	S mm	R mm	ARTICLE
10	2	2	60	10	2	FVI.10.002.060.10R2
10	2	3	60	10	3	FVI.10.003.060.10R3

P.C.D. & H.M. TOOLS

SOLID CARBIDE ROUTER BITS

P.C.D. & V.H.M. TOOLS FOR COMPOSITES

CHUCKS & ACCESSORIES

TOOLS FOR EDGEBANDING MACHINES

CIRCULAR SAW BLADES

DRILL BITS

STRAIGHT & SYSTEM KNIVES

STARTER KIT

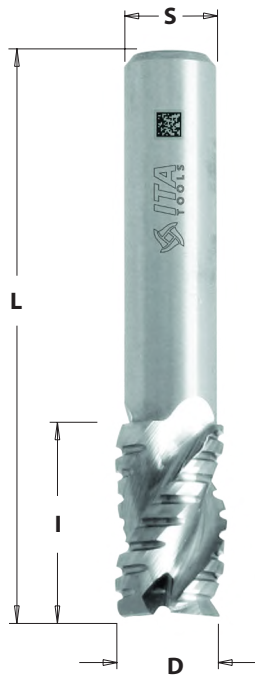
SW03 - S93 positive - negative

VHM

Z3

RH

LH



Technical details:

- Three flute router bit with chip breaker
- Right and left rotating cutter
- Polished chip flute prevents material sticking
- Upward chip ejection
- Special type of carbide with increased tool life
- Coating possible

Application:

For milling cross-sections of PVC profiles in machines for shaped, flashless joining of profiles. Designed for use on GRAF SYNERGY machines.

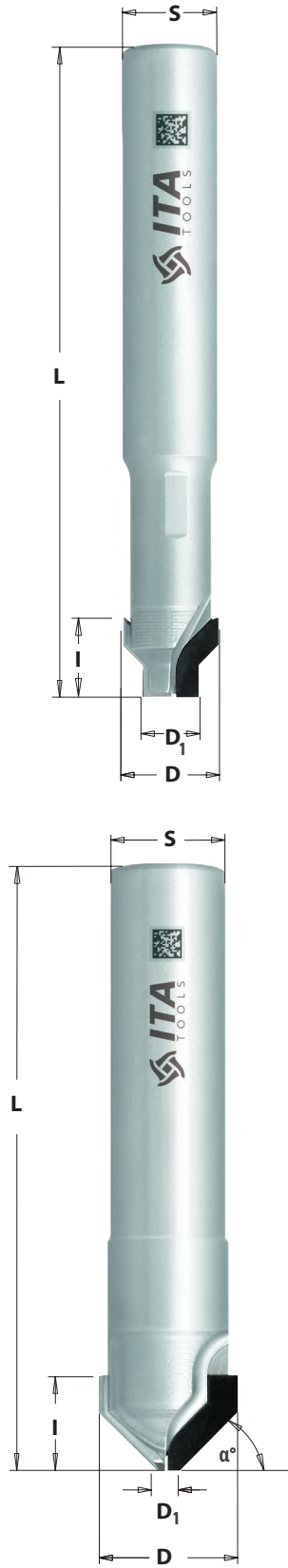
D mm	I mm	L mm	S mm	ARTICLE
6	10	30	5	SW03.06.010.030.05R
6	10	30	5	SW03.06.010.030.05L

FDT | FDH



Z2

RH



Technical details:

- Full double PCD tips,
- Body made from stainless steel > 28 HRC
- Approval class of shank H6
- The shank surface roughness Ra $\leq 0,3 \mu\text{m}$
- Height of PCD tip 4 mm
- Can be resharpened (3-4 times)

Application:

To be used on all CNC routers for 90 degree milling and grooving of composite materials used for façade elements

Advantages:

Excelent finish of machining elements, quiet work.

FDT for Cutting:

D mm	D ₁ mm	I mm	L mm	S mm	α	ARTICLE
12	7	6,5	80	12	45°	FDT.12.006.12.OSR

FDH for Bending:

D mm	D ₁ mm	I mm	L mm	S mm	α	ARTICLE
18	3	7,75	50	16	45°	FDH.18.007.16.OSR

PCD & HM TOOLS

SOLID CARBIDE ROUTER BITS

PCD & VHM TOOLS FOR COMPOSITES

CHUCKS & ACCESSORIES

TOOLS FOR EDGEBANDING MACHINES

CIRCULAR SAW BLADES

DRILL BITS

STRAIGHT & SYSTEM KNIVES

STARTER KIT

DT1/2/3/5



Technical details:

- PCD tips,
- Body made from stainless steel > 28 HRC
- Approval class of shank H6
- The shank surface roughness Ra $\leq 0,3 \mu\text{m}$
- Can be resharpened (3-4 times)

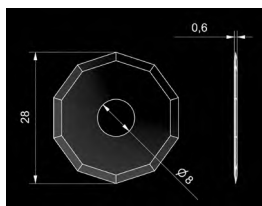
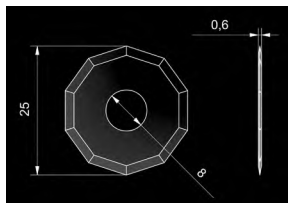
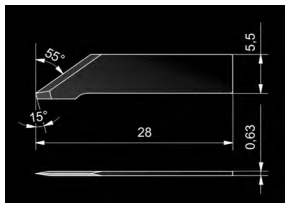
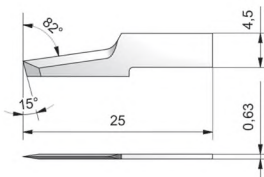
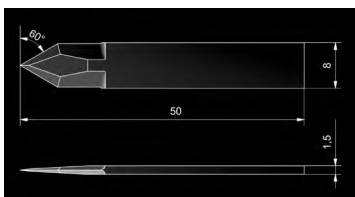
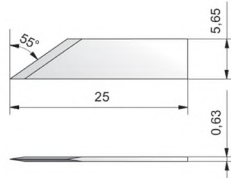
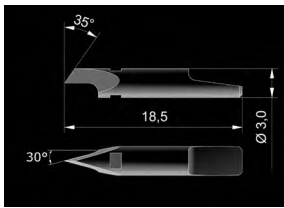
Application:

To be used on all CNC routers for jointing and sizing of solid wood, wood-based panels and composites.



D mm	I mm	L mm	S mm	Z	PCD H mm	ARTICLE
6	5	50	6	1	3	DT1.06.005.06.0MR
6	11	50	6	1	3	DT1.06.011.06.0MR
12	5	55	12	2	2,5	DT2.12.005.12.0SR
12	15	85	12	3	3	DT3.12.015.12.0SR
16	10	130	16	5	3	DT5.16.010.16.2SR
18	22	100	20	5	3	DT5.18.022.20.0SR
20	22	80	20	5	3	DT5.18.022.20.0SR





LEGEND | Types of knives

F - Flat
R - Arbor
Z - Drag knife

O - Oscillating
Rot - Rotary
Round - Round blade

P - Passe-partout
K - Kiss-Cut
T - Tangent

ARTICLE	MACHINE	TECHNICAL DETAILS	
ITA.2	Zünd Z2 Esko BLD-KC102 (i-102)	Type*	R, Z, K
		Pre-cut	1,43 x Tm
		Post-cut	---
		Max. cut depth	1,00 mm

ARTICLE	MACHINE	TECHNICAL DETAILS	
ITA.16	Zünd Z16 Esko BLD-SF216 (i-216) Bullmer B16	Type*	F, Z, O
		Pre-cut	0,73 x Tm
		Post-cut	---
		Max. cut depth	7,40 mm

ARTICLE	MACHINE	TECHNICAL DETAILS	
ITA.44	Zünd Z44	Type*	F, Z
		Pre-cut	0,58 x Tm
		Post-cut	0,58 x Tm
		Max. cut depth	14,00 mm

ARTICLE	MACHINE	TECHNICAL DETAILS	
ITA.41	Zünd Z41	Type*	F, O
		Pre-cut	0,8 + 0,18 x Tm
		Post-cut	1,20 mm
		Max. cut depth	11,30 mm

ARTICLE	MACHINE	TECHNICAL DETAILS	
ITA.42	Zünd Z42 Bullmer 107506	Type*	F, O
		Pre-cut	0,05 + 0,7 x Tm
		Post-cut	0,80 mm
		Max. cut depth	7,80 mm

ARTICLE	MACHINE	TECHNICAL DETAILS	
ITA.50	Zünd Z50 Esko BLD-RC110	Type*	Rot
		Max. cut depth	3,50 mm

ARTICLE	MACHINE	TECHNICAL DETAILS	
ITA.51	Zünd Z51	Type*	Rot
		Max. cut depth	5,00 mm

Chapter

CNC Router Cutters, Chucks & Accessories

PCD & HM TOOLS

SOLID CARBIDE
ROUTER BITS

PCD & VHM TOOLS FOR
COMPOSITES

CHUCKS,
& ACCESSORIES

TOOLS FOR EDGEBANDING
MACHINES

CIRCULAR SAW BLADES

DRILL BITS

STRAIGHT
& SYSTEM KNIVES

STARTER KIT



HSK63F series
p. 89



HSK63F series with Bearing Nut
p. 89



HSK63F HYDRO
p. 90



HSK63F THERMO
p. 90



H6FPDX THERMO SLIM
p. 91



ISO30 DIN 69871
p. 92



Assembly supports for ISO chucks
p. 93




HSK.63F/ISO.30
p. 93



HSK63F DIN 69893
p. 94



Extension for Precision Collets
p. 95



Fixing Nuts for Chucks ISO/ HSK Standard DIN 6499
p. 95



Precision Collets
p. 96 - 97



HSK63F SBA.H6F
p. 98



SBA.S20 Saw Blade Arbor with Parallel Shank
p. 98



Spanners
p. 99



Tool Holder Clamp CNC
p. 100



EPDM Rope of Cellular Rubber Round
p. 100



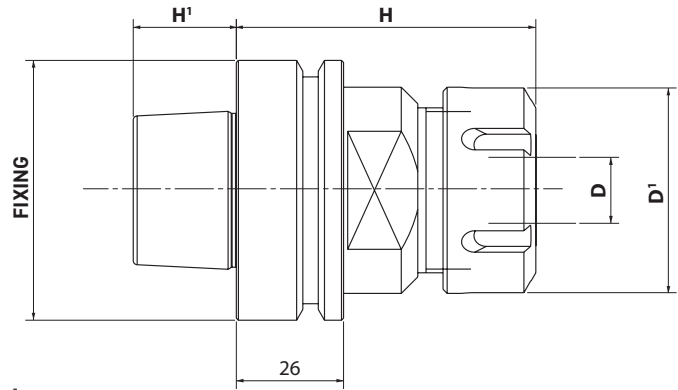
Chuck HSK-63 for CNC machines

HSK63F DIN 69893



RH

LH



Application:

For machines type: BIESSE, EIMA, HOMAG, SCM, IMA (from 9/94), WEEKE, DUBUS, BUSELLATO.

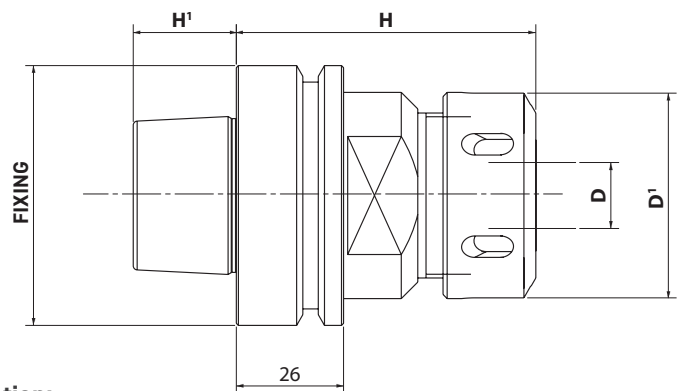
FIXING	SLEEVES	D mm		D' mm	H mm	H' mm	ROTATION	ARTICLE
		min.	max.					
HSK63F	ER32	3	20	50	73	25	RH	H6FPDX20
HSK63F	ER32	3	20	50	73	25	RH	H6FPDX20SCM
HSK63F	ER40	4	30	63	80	25	RH	H6FPDX26
HSK63F	ER40	4	30	63	80	25	RH	H6FPDX26SCM
HSK50F	ER32	3	20	50	65	20	RH	H5FPDX20BS

HSK63F with Bearing Nut



RH

LH



Application:

For machines type: BIESSE, EIMA, HOMAG, SCM, IMA (from 9/94), WEEKE, DUBUS, BUSELLATO.

FIXING	SLEEVES	D mm		D' mm	H mm	H' mm	ROTATION	ARTICLE
		min.	max.					
HSK63F	ER32	3	20	50	73	25	RH	H6FPDX20.BN *
HSK63F	ER40	4	30	63	80	25	RH	H6FPDX26.BN *
HSK63F	EOC25	2	25	60	80	25	RH	H6FPDX25.BN *
HSK63F	EOC25	2	25	60	80	25	RH	H6FPDX25

* blind hole

Chuck HSK-63 for CNC machines

HSK63F HYDRO

RH

LH



Advantages:

- Highest quality of fixing provides evenly work all knives together
- Lack of collets and fixing nuts are minimizing vibrations

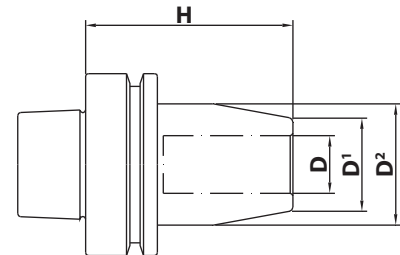
Application:

Precise HYDRO chuck allows perfect connection the tool with chuck. Thermal clamping the shank in the chuck guarantee low vibration below μm . For self-assembly, the tool in the chuck is necessary additional instrumentation.

D ¹ mm	D ² mm	D ³ mm	H ¹ mm	H ² mm	H ³ mm	H ⁴ mm	ARTICLE
12	22	43,5	75	49	18	40	H6FPDXHYDRO12
16	26	48	75	49	28	50	H6FPDXHYDRO16
20	30	52	75	49	30	52	H6FPDXHYDRO20

HSK63F THERMO

RH
LH



Advantages:

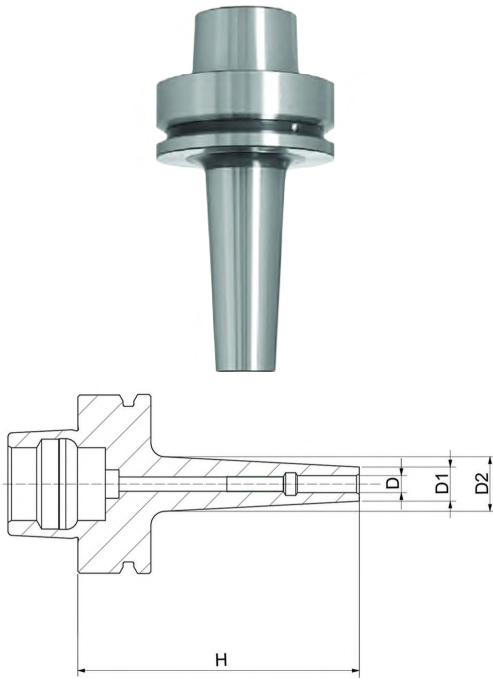
- Highest quality of fixing provides evenly work all knives together
- Lack of collets and fixing nuts are minimizing vibrations
- The power of clamp around 1300 Nm

Application:

Precise THERMO chuck allows perfect connection the tool with chuck. Thermal clamping the shank in the chuck guarantee low vibration below $3\mu\text{m}$. For self-assembly, the tool in the chuck is necessary additional instrumentation.

FIXING	D mm	D ¹ mm	D ² mm	H mm	ROTATION	ARTICLE
HSK63F	6	21	29	76	RH/LH	H6FPDXTHERM006
HSK63F	8	21	29	76	RH/LH	H6FPDXTHERM008
HSK63F	10	24	32	76	RH/LH	H6FPDXTHERM010
HSK63F	12	24	32	76	RH/LH	H6FPDXTHERM012
HSK63F	16	27	34	76	RH/LH	H6FPDXTHERM016
HSK63F	20	33	42	76	RH/LH	H6FPDXTHERM020
HSK63F	25	44	53	76	RH/LH	H6FPDXTHERM025

H6FPDX THERMO SLIM



Advantages:

- Highest quality of fixing provides evenly work all knives together
- Lack of collets and fixing nuts are minimizing vibrations
- The power of clamp around 1300 Nm

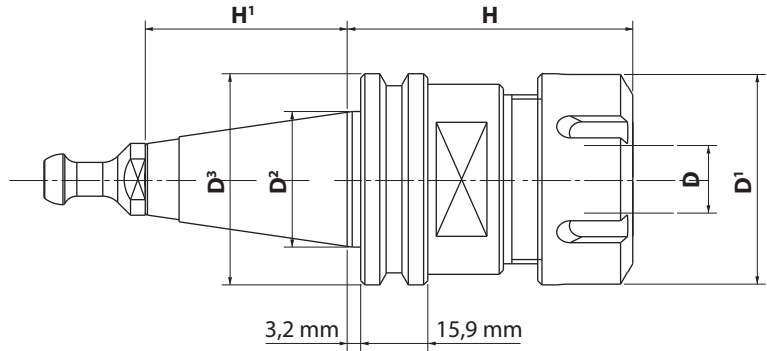
Application:

Precise THERMO chuck allows perfect connection the tool with chuck. Thermal clamping the shank in the chuck guarantee low vibration below 3µm. For self-assembly, the tool in the chuck is necessary additional instrumentation.

FIXING	D ¹ mm	D ² mm	D ³ mm	H mm	ROTATION	ARTICLE
HSK63F	6	12	19,3	100	RH/LH	H6FPDXTHERM006.A100M
HSK63F	6	12	24,8	150	RH/LH	H6FPDXTHERM006.A150M
HSK63F	6	12	29,7	200	RH/LH	H6FPDXTHERM006.A200M
HSK63F	8	21	28,3	100	RH/LH	H6FPDXTHERM008.A100M
HSK63F	8	21	33,5	150	RH/LH	H6FPDXTHERM008.A150M
HSK63F	8	21	38,7	200	RH/LH	H6FPDXTHERM008.A200M
HSK63F	10	16	23,2	100	RH/LH	H6FPDXTHERM010.A100M
HSK63F	10	16	28,5	150	RH/LH	H6FPDXTHERM010.A150M
HSK63F	10	16	33,7	200	RH/LH	H6FPDXTHERM010.A200M
HSK63F	12	18	25,3	100	RH/LH	H6FPDXTHERM012.A100M
HSK63F	12	18	30,5	150	RH/LH	H6FPDXTHERM012.A150M
HSK63F	12	18	35,7	200	RH/LH	H6FPDXTHERM012.A200M
HSK63F	16	22	29,26	100	RH/LH	H6FPDXTHERM016.A100M
HSK63F	16	22	34,2	150	RH/LH	H6FPDXTHERM016.A150M
HSK63F	16	22	35	200	RH/LH	H6FPDXTHERM016.A200M
HSK63F	20	26	32,9	100	RH/LH	H6FPDXTHERM020.A100M
HSK63F	20	26	38,2	150	RH/LH	H6FPDXTHERM020.A150M
HSK63F	20	26	43,5	200	RH/LH	H6FPDXTHERM020.A200M
HSK63F	25	31	38,56	100	RH/LH	H6FPDXTHERM025.A100M
HSK63F	25	31	43,7	150	RH/LH	H6FPDXTHERM025.A150M
HSK63F	25	31	46	200	RH/LH	H6FPDXTHERM025.A200M

Chuck ISO-30 for CNC machines

ISO30
DIN 69871



Application:

For CNC machines: BIESSE, COSMEC, MASTERWOOD®.

FIXING	COLLET	D mm		D ¹ mm	D ² mm	D ³ mm	H mm	H ¹ mm	ROTATION	ARTICLE
		min.	max.							
ISO 30	ER32	3	20	50	31,75	50	50	47,8	RH	B30PDX20
ISO 30	ER32	3	20	50	31,75	50	50	47,8	RH	B30PDX20N
ISO 30	ER40	4	30	63	31,75	50	57	47,8	RH	B30PDX26

Application:

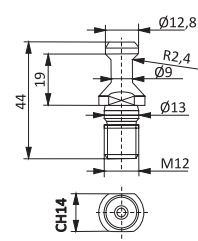
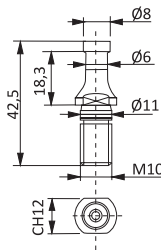
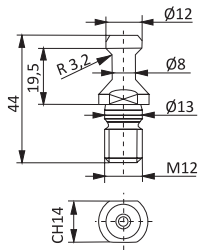
For CNC machines: MORBIDELLI, EIMA, DUBUS, WEEKE.

FIXING	COLLET	D mm		D ¹ mm	D ² mm	D ³ mm	H mm	H ¹ mm	ROTATION	ARTICLE
		min.	max.							
ISO 30	ER32	3	20	50	31,75	50	68	47,8	RH	I30PDX20
ISO 30	ER32	3	20	50	31,75	50	68	47,8	LH	I30PSX20
ISO 30	ER40	4	30	63	31,75	50	68	47,8	RH	I30PDX26
ISO 30	ER40	4	30	63	31,75	50	68	47,8	LH	I30PSX26
ISO 30	EOC25	2	25	60	31,75	50	70	47,8	RH	I30PDX25
ISO 30	EOC25	2	25	60	31,75	50	70	47,8	LH	I30PSX25

PCD & HM TOOLS
 SOLID CARBIDE ROUTER BITS
 PCD & VHM TOOLS FOR COMPOSITES
 CHUCKS & ACCESSORIES
 TOOLS FOR EDGE BANDING MACHINES
 CIRCULAR SAW BLADES
 DRILL BITS
 STRAIGHT & SYSTEM KNIVES
 STARTER KIT

CDM/930

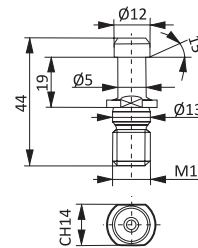
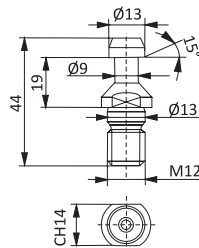
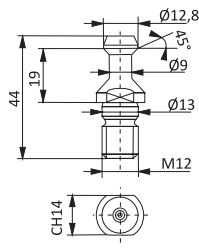
Pull Studs for ISO Chucks



MACHINE TYPE	ARTICLE
BIESSE, MASTERWOOD, COSMEC, ELETTROMANDRINI HSD	CDM12BIE

MACHINE TYPE	ARTICLE
SCM, MORBIDELLI	CDM10SCM

MACHINE TYPE	ARTICLE
CMS	CDM12CMS



MACHINE TYPE	ARTICLE
ALBERTI, MASTERWOOD, ELETTROMANDRINI G. COLOMBO	CDM12ALB

MACHINE TYPE	ARTICLE
IMA, MAKI, WEEKE, BULLERI, REICHENBACHER, BUSELLATO, ESSETEAM, ELETTROMANDRINI ELTE	CDM10SCM

MACHINE TYPE	ARTICLE
ISO30DIN 7388/2A	930TIR11

HSK.63F/ISO.30

Universal Assembly Supports for Chucks



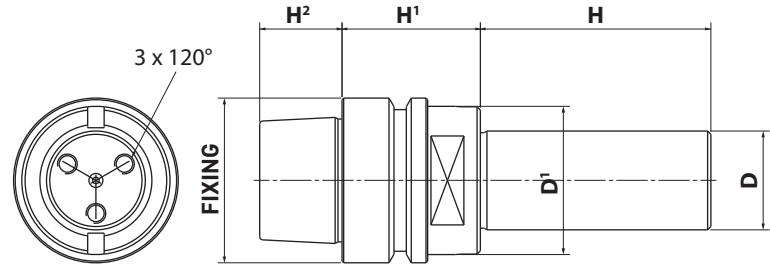
INFO	D mm	ARTICLE
Universal assembly supports for chucks HSK-F63	63	HSK.63F.Support
Universal assembly support for chucks ISO30	50	ISO.30.Support

Application:

Universal assembly supports for HSK-63F and ISO30 chucks. Thanks to the bi-directional roller bearings, which clamp the left-hand rotation to the flange, the system offers the highest protection to the tool taper and clamps are no longer needed.

HSK63F DIN 69893

**RH
LH**



Application:

For machines type: BIESSE, EIMA, HOMAG, SCM, IMA (from 9/94), WEEKE, DUBUS, BUSELLATO, MASTERWOOD®.

FIXING	D mm	D¹ mm	H mm	H¹ mm	H² mm	ARTICLE
HSK63F	30	45	70	42	25	H6FAPF30.70
HSK63F	30	45	80	42	25	H6FAPF30.80
HSK63F	30	45	100	42	25	H6FAPF30.100
HSK63F	30	45	150	42	25	H6FAPF30.150

Spacer rings:

D mm	F mm	I mm	ARTICLE	D mm	F mm	I mm	ARTICLE
50	30	0,2	TUL.50.30.002	50	30	10	TUL.50.30.10
50	30	0,5	TUL.50.30.005	50	30	15	TUL.50.30.15
50	30	1	TUL.50.30.01	50	30	20	TUL.50.30.20
50	30	2	TUL.50.30.02	50	30	30	TUL.50.30.30
50	30	3	TUL.50.30.03	50	30	40	TUL.50.30.40
50	30	5	TUL.50.30.05	50	30	45	TUL.50.30.45
50	30	6	TUL.50.30.06	50	30	50	TUL.50.30.50

PCD & HM TOOLS
 SOLID CARBIDE ROUTER BITS
 PCD & VHM TOOLS FOR COMPOSITES
 CHUCKS & ACCESSORIES
 TOOLS FOR EDGEBANDING MACHINES
 CIRCULAR SAW BLADES
 DRILL BITS
 STRAIGHT & SYSTEM KNIVES
 STARTER KIT

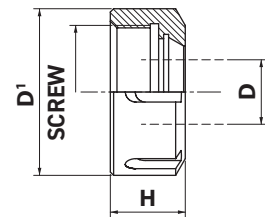
Extension for Precision Collets and Fixing Nuts

Extension for Precision Collets



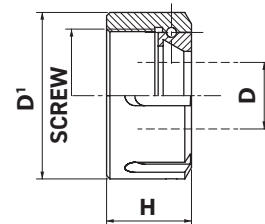
FIXING	D mm	L mm	ARTICLE
ER32	20	160	183.ER32.S20.160
ER25M	25	160	183.ER25.S25.L160
ER25M	20	200	183.ER25.S20.L200
ER25M	20	160	183.ER25.S20.L160
ER25M	20	100	183.ER25.S20.L100
ER20	20	160	183.ER20.S20.L160
ER16M	25	130	183.ER16.S25.L130
ER16M	25	100	183.ER16.S25.L100
ER16M	20	270	183.ER16.S20.L270
ER16M	20	200	183.ER16.S20.L200
ER16M	20	160	183.ER16.S20.L160
ER16M	16	130	183.ER16.S16.L130
ER16M	16	100	183.ER16.S16.L100
ER11M	16	160	183.ER11.S16.L160
ER11M	16	130	183.ER11.S16.L130

Fixing Nuts for Chucks ISO/ HSK Standard DIN 6499



COLLET	D mm		D' mm	H mm	SCREW	ROTATION	ARTICLE
	min.	max.					
ER32	3	20	50	22,5	M40x1,5	RH	932GHCOD
ER32	3	20	50	22,5	M40x1,5	LH	932GHCOS


Fixing Nuts for Chucks ISO/ HSK with bearing



COLLET	D mm		D' mm	H mm	SCREW	ROTATION	ARTICLE
	min.	max.					
ER32	3	3	50	26	M40x1,5	RH	932GHRSD
ER32	3	3	50	26	M40x1,5	LH	932GHRSS


Precision Collets

EOC16 DIN6388



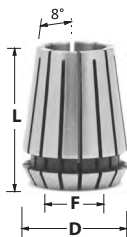
L mm	D mm	F mm	ARTICLE
40	25,5	2	EOC16D02
40	25,5	3	EOC16D03
40	25,5	4	EOC16D04
40	25,5	5	EOC16D05
40	25,5	6	EOC16D06
40	25,5	7	EOC16D07
40	25,5	8	EOC16D08
40	25,5	10	EOC16D10
40	25,5	12	EOC16D12
40	25,5	14	EOC16D14
40	25,5	16	EOC16D16

EOC25 DIN6388




L mm	D mm	F mm	ARTICLE
52	35	3	EOC25D03
52	35	6	EOC25D06
52	35	8	EOC25D08
52	35	10	EOC25D10
52	35	12	EOC25D12
52	35	16	EOC25D16
52	35	20	EOC25D20
52	35	25	EOC25D25

ER11 DIN6499



L mm	D mm	F mm	ARTICLE
18	11,5	2	ER11D02
18	11,5	3	ER11D03
18	11,5	4	ER11D04
18	11,5	5	ER11D05
18	11,5	6	ER11D06

ER16 DIN6499

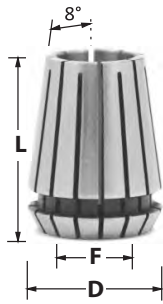


L mm	D mm	F mm	ARTICLE
28	17	2	ER16D02
28	17	3	ER16D03
28	17	4	ER16D04
28	17	5	ER16D05
28	17	6	ER16D06
28	17	7	ER16D07
28	17	8	ER16D08
28	17	9	ER16D09
28	17	10	ER16D10

PCD & HM TOOLS
 SOLID CARBIDE ROUTER BITS
 PCD & VHM TOOLS FOR COMPOSITES
 CHUCKS & ACCESSORIES
 TOOLS FOR EDGEBANDING MACHINES
 CIRCULAR SAW BLADES
 DRILL BITS
 STRAIGHT & SYSTEM KNIVES
 STARTER KIT


Precision Collets

ER20 DIN6499




L mm	D mm	F mm	ARTICLE
32	21	2	ER20D02
32	21	3	ER20D03
32	21	4	ER20D04
32	21	5	ER20D05
32	21	6	ER20D06
32	21	7	ER20D07
32	21	8	ER20D08
32	21	9	ER20D09
32	21	10	ER20D10
32	21	11	ER20D11
32	21	12	ER20D12
32	21	13	ER20D13

ER25 DIN6499



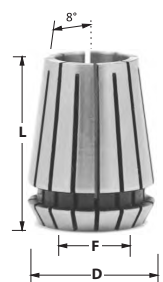
L mm	D mm	F mm	ARTICLE
34	26	10	ER25D10
34	26	12	ER25D12
34	26	16	ER25D16

ER32 DIN6499



L mm	D mm	F mm	ARTICLE
40	33	3	ER32D03
40	33	4	ER32D04
40	33	6	ER32D06
40	33	8	ER32D08
40	33	10	ER32D10
40	33	12	ER32D12
40	33	14	ER32D14
40	33	16	ER32D16
40	33	20	ER32D20

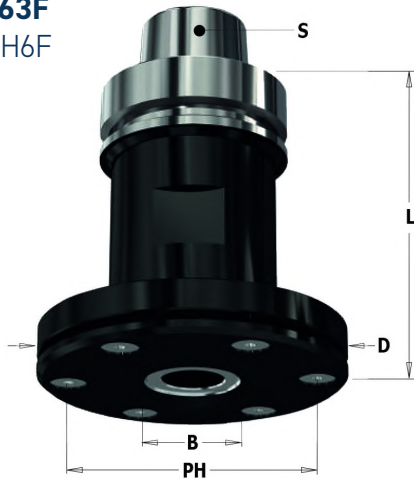
ER40 DIN6499



L mm	D mm	F mm	ARTICLE
46	41	6	ER40D06
46	41	10	ER40D10
46	41	12	ER40D12
46	41	20	ER40D20
46	41	25	ER40D25

Chucks for CNC machines

HSK63F SBA.H6F



RH
LH

Advantages:

- High precision, extreme reliability and perfect tool centering
- Made of very high strength special steel, precision ground on all mating surfaces
- Very high transmissible power

Application:

Precise HSK Chuck for grooving blade specifically designed for right or left-hand rotation with self-locking antagonist threads.

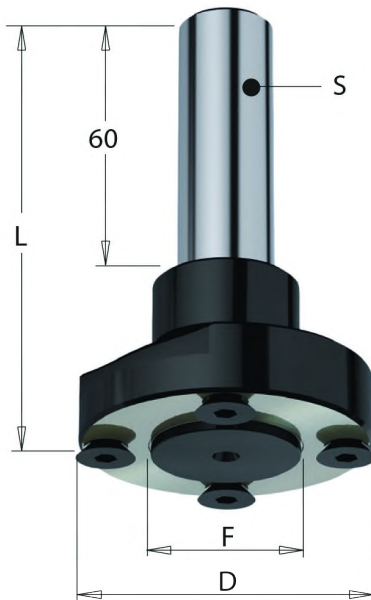
FIXING	D mm	B mm	L mm	PH	ARTICLE	MAX SAW BLADE DIAMETER mm
HSK63F	59	30	78	4/M6/48	SBA.H6F.30.250	250
HSK63F	98	30	94	6/M6/80	SBA.H6F.30.300	300
HSK63F	110	30	40	6/M6/80	SBA.H6F.30.350	350

SBA.S20

Saw Blade Arbor with Parallel Shank

RH

LH



Advantages:

- Extreme precision and reliability
- Perfect tool centering and defect-free rotation
- Made from extremely high resistant steel
- Precision grinding on all jointed parts
- Extreme high rotation performance > 15 HP – 20.000 RPM
- For very efficient sizing on extreme unprecedented high feed speed
- Excellent finishing quality on the workpiece and longer tool life
- Sturdy design with reduced height to increase the work space between the machine and the piece.
- Interchangeable collet clamps with radial grooves for secure parallel tool clamping and wide clamping tolerance (-0.7mm)

Application:

Saw blade arbor with parallel shank for machining centres, point-to-point machines and CNC routers.

Safety tips:

The TW-006 TORQUE SCREWDRIVER is recommended for the proper fastening of screws.

S mm	D mm	B mm	L mm	PH	ARTICLE	MAX SAW BLADE DIAMETER mm
20	59	30	97,5	4/M6/48	SBA.S20.30.250	250

Spare parts:

990.116.00 - SCREWS M6x8.7x12 TSPEI

991.064.00 - SPANNER 4mm

Spanners

991 Spanners



INFO	W	ARTICLE
C-SPANNERS	45 - 50	991.123.00
C-SPANNERS	58 - 62 - 65	991.283.00

993/940 Spanners



ER/ETS	ARTICLE
32	932CHVST
40	940CHVST

925 Spanners



EOC	ARTICLE
25	925CHVOC

940 Dynamometric spanners



FIXING	ARTICLE
ER40/ETS	940CHVST.DYN
ER32/ETS	932CHVST.DYN
ER25/ETC	925CHVST.DYN
EOC25	925CHVOC.DYN.M

I30.CNC.BIE

Tool Holder Clamp CNC




Application:

Tool holder clamp for BIESSE machines.

INFO	ARTICLE
Tool Holder Clamp SK30 BIESSE machines	I30.CNC.BIE

EPDM


Rope of Cellular Rubber Round



Application:

For template production, sealing grid tables, seals in machines with console tables.



D mm	ARTICLE
6	EPDM06
7	EPDM07
8	EPDM08



W x L mm	ARTICLE
6 x 10	EPDM6X10
6 x 8	EPDM6X8
6 x 10	EPDM6X10



EDGEBANDING PROCESS



Chapter

Tools for Edgebanding Machines



DGM series
p. 103



DGL series
p. 106



DGB series
p. 108



GKN, GK2 series
p. 109



HOG series
p. 110



PKA series
p. 111



Edgebanding Machine
Knives
p. 113



PCD & HM TOOLS

SOLID CARBIDE
ROUTER BITS

PCD & VHM TOOLS FOR
COMPOSITES

CHUCKS
& ACCESSORIES

TOOLS FOR EDGEBANDING
MACHINES

CIRCULAR SAW BLADES

DRILL BITS

STRAIGHT
& SYSTEM KNIVES

STARTER KIT

DGM



SYMMETRICAL ROTATION



ASYMMETRICAL ROTATION



Technical details:

- Height of PCD tip 4,5 mm
- Can be resharpened (5-6 times)
- Additional grooves at the main hole 4x8 (DKN)

Application:

Finishing Diamond cutter heads for edge banding machines with mechanical feed. Eliminating the run-out effects favourable for the service life of the machine. Suitable for MDF and chipboard panels. Easy selection for a specific machine model with a database of dedicated tools.



Specially designed verse stainless steel body significantly lowers noise level.



Teeth extended above the body and separate channel for each blade better facilitate chip evacuation.

HOLE IN TOLERANCE

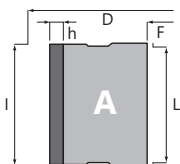
H7

Eliminating the run-out effects favourable for the service life of the machine.

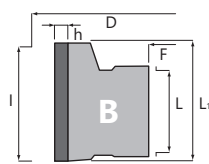
BALANCING CLASS

G2,5

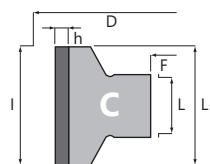
Cutter works evenly, without vibrations, even at maximum speed.



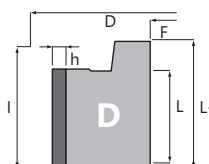
TYPE A



TYPE B



TYPE C



TYPE D

D mm	F mm	I mm	L mm	L ₁ mm	Z	α	PLATES	PCD H mm	TYPE	MACHINE	ARTICLE RH	ARTICLE LH
60	16 (DKN)	54	30	56	3+3	30°	18	4,5	C	BIMATIC	DGM.060016054.0SC4	
60	20 (DKN)	45	47	-	2+2	30°	10	2,5	A	LANGE	DGM.060020045.0RA2	DGM.060020045.0LA2
60	20 (DKN)	48	42	50	3+3	30°	18	4,5	B	JAROMA, STOMANA	DGM.060020048.0RB4	DGM.060020048.0LB4
60	20 (DKN)	55	57	-	2+2	30°	12	2,5	A	LANGE	DGM.060020055.0RA2	DGM.060020055.0LA2
60	20 (DKN)	55	44	57	2+2	30°	14	4,5	B	CEHISA, LANGE	DGM.060020055.0RB4	DGM.060020055.0LB4

Premill PCD Cutter Heads with Brazed Knives for Edgebanding machines

	D mm	F mm	I mm	L mm	L ₁ mm	Z	α	PLATES	PCD H mm	TYPE	MACHINE	ARTICLE RH	ARTICLE LH
PCD & HM TOOLS	60	20 (DKN)	65	67	-	2+2	30°	16	2,5	A	CEHISA, LANGE	DGM.060020065.1RA2	DGM.060020065.1LA2
SOLID CARBIDE ROUTER BITS	60	25 (DKN)	48	50	-	2+2	30°	12	2,5	A	HOLZING	DGM.060025048.0RA2	DGM.060025048.0LA2
	60	25 (DKN)	48	50	-	2+2	30°	12	4,5	A	FELDER	DGM.060025048.0RA4	DGM.060025048.0LA4
	60	25 (DKN)	48	50	63	2+2	30°	12	4,5	D	FELDER	DGM.060025048.1RA4	DGM.060025048.1LA4
	60	25 (DKN)	56	58	-	2+2	30°	14	4,5	A	FELDER	DGM.060025056.0RA4	DGM.060025056.0LA4
PCD & VHM TOOLS FOR COMPOSITES	60	25 (DKN)	64	66	-	2+2	30°	16	4,5	A	FELDER	DGM.060025064.0RA4	DGM.060025064.0LA4
	70	20 (DKN)	48	30	50	2+2	30°	12	4,5	C	LAZZONI	DGM.070020048.2RC4	DGM.070020048.2LC4
	70	20 (DKN)	48	30	50	3+3	30°	18	4,5	C	LAZZONI	DGM.070020048.3RC4	DGM.070020048.3RC4
CHUCKS & ACCESSORIES	70	20	50	30	52	2+2	30°	12	2,5	C	TORK MAKINA	DGM.070020050.0LC2T	DGM.070020050.0LC2T
	70	25 (DKN)	48	50	61	3+3	30°	18	4,5	D	HEBROCK	DGM.070025048.0RA4	DGM.070025048.0LA4
	70	25 (DKN)	48	50	61	2+2	30°	18	2,5	D	HEBROCK	DGM.070025048.2RA2	DGM.070025048.2LA2
	70	30 (DKN)	56	37	59	2+2	30°	14	4,5	C	HOLZHER	DGM.070030056.2RC4	DGM.070030056.2LC4
	70	30 (DKN)	64	41,5	67	2+2	30°	16	4,5	C	HOLZHER	DGM.070030064.0RC4	DGM.070030064.0LC4
	70	30 (DKN)	64	41,5	67	3+3	30°	24	4,5	C	HOLZHER	DGM.070030064.4RC4	DGM.070030064.4LC4
	80	25 (DKN)	48	50	63	2+2	30°	12	4,5	D	FELDER	DGM.080025048.1RA4	DGM.080025048.1LA4
TOOLS FOR EDGEBANDING MACHINES	80	25 (DKN)	48	50	63	3+3	30°	18	4,5	D	FELDER	DGM.080025048.3RA4	DGM.080025048.3LA4
	80	25 (DKN)	64	66	-	2+2	30°	16	4,5	A	FELDER	DGM.080025064.1RA4	DGM.080025064.1LA4
	80	25 (DKN)	64	66	-	3+3	30°	24	4,5	A	FELDER	DGM.080025064.2RA4	DGM.080025064.2LA4
	80	30 (DKN)	45	47	-	3+3	30°	18	4,5	A	BIESSE	DGM.080030045.SSA4	
	80	30 (DKN)	56	58	-	2+2	30°	14	4,5	A	SCM	DGM.080030056.0RA4	DGM.080030056.0LA4
	80	30 (DKN)	65	53	69	3+3	45°	24	4,5	C	BIESSE	DGM.080030065.1SC4	
	85	30 (DKN)	45	47	-	3+3	30°	18	4,5	A	OTT	DGM.085030045.0RA4	DGM.085030045.0LA4
CIRCULAR SAW BLADES	100	20 (DKN)	65	37	67	2+2	30°	16	4,5	C	CEHISA	DGM.100020065.0RC4	DGM.100020065.0LC4
	100	25 (DKN)	65	37	72	2+2	30°	16	4,5	B	CEHISA	DGM.100020065.KRB4	DGM.100020065.KLB4
	100	25 (DKN)	48	40,6	50	2+2	30°	12	4,5	B	BRANDT	DGM.100025048.0RB4	DGM.100025048.0LB4
	100	30 (DKN)	43	35,6	45	3+3	30°	15	4,5	B	BRANDT, HOMAG	DGM.100030043.0RB4	DGM.100030043.0LB4
DRILL BITS	100	30 (DKN)	45	47	61	2+2	30°	14	4,5	D	HEBROCK	DGM.100030045.2RA4	DGM.100030045.2LA4
	100	30 (DKN)	48	50	-	3+3	30°	18	4,5	A	SCM	DGM.100030048.0RA4	DGM.100030048.0LA4
	100	30 (DKN)	48	40,6	50	3+3	30°	18	4,5	B	BRANDT	DGM.100030048.0RB4	DGM.100030048.0LB4
	100	30 (DKN)	48	25	50	3+3	30°	18	4,5	C	SCM, HOLZHER	DGM.100030048.0RC4	DGM.100030048.0LC4
STRAIGHT & SYSTEM KNIVES	100	30 (DKN)	48	50	61	3+3	30°	18	4,5	D	HEBROCK	DGM.100030048.2RA4	DGM.100030048.2LA4
	100	30 (DKN)	51	52	58	3+3	30°	21	4,5	D	SCM	DGM.100030051.0RA4	DGM.100030051.0LA4
STARTER KIT	100	30 (DKN)	48	50	61	3+3	30°	18	4,5	D	HEBROCK	DGM.100030048.2RA4	DGM.100030048.2LA4
	100	30 (DKN)	51	52	58	3+3	30°	21	4,5	D	SCM	DGM.100030051.0RA4	DGM.100030051.0LA4

Premill PCD Cutter Heads with Brazed Knives for Edgebanding machines

D mm	F mm	I mm	L mm	L ₁ mm	Z	α	PLATES	PCD H mm	TYPE	MACHINE	ARTICLE RH	ARTICLE LH
100	30 (DKN)	64	40,6	66	3+3	30°	24	4,5	B	BRANDT, HOMAG	DGM.100030064.0RB4	DGM.100030064.0LB4
100	30 (DKN)	64	60	71	3+3	30°	24	4,5	D	SCM	DGM.100030064.KRB4	DGM.100030064.KLB4
100	30 (DKN)	64	39	67	3+3	30°	24	4,5	C	BRANDT, HOMAG	DGM.100030064.0RC4	DGM.100030064.0LC4
125	30 (DKN)	34	36	-	3+3	30°	12	4,5	A	BIESSE	DGM.125030034.0RA4	DGM.125030034.0LA4
125	30 (DKN)	40	42	-	3+3	30°	9	3,5	A	KDT	DGM.125030040.0RA3	DGM.125030040.0LA3
125	30 (DKN)	43	39	45	3+3	30°	15	4,5	B	IMA ADVANTAGE	DGM.125030043.0RB4	DGM.125030043.0LB4
125	30 (DKN)	43	36	45	3+3	30°	18	4,5	B	HOMAG	DGM.125030043.1RB4	DGM.125030043.1LB4
125	30 (DKN)	43	33,5	45	3+3	30°	18	4,5	B	HOMAG	DGM.125030043.2RB4	DGM.125030043.2LB4
125	30 (DKN)	45	47	-	3+3	32°	18	4,5	A	MASTERWOOD®, NANXING	DGM.125030045.0RA4	DGM.125030045.0LA4
125	30 (DKN)	45	25	47	3+3	30°	18	4,5	C	BIESSE	DGM.125030045.0RC4	DGM.125030045.0LC4
125	30 (DKN)	46	58,5	67	3+3	54°	27	4,5	D	BIESSE	DGM.125030046.TRA4	DGM.125030046.TLA4
125	30 (DKN)	46	42	50	4+4	54°	40	4,5	C	BIESSE, HOMAG	DGM.125030046.TS44	
125	30 (DKN)	43	40	45	3+3	30°	18	4,5	C	HOMAG	DGM.125030043.1SA4	
125	30 (DKN)	45	25	47	3+3	30°	18	4,5	C	BIESSE, HOMAG	DGM.125030045.0SC4	
125	30 (DKN)	50	41	52	3+3	30°	21	4,5	B	EXITECH	DGM.125030050.0RB4	DGM.125030050.0LB4
125	30 (DKN)	64	40,6	66	3+3	30°	24	4,5	B	IMA, HOMAG	DGM.125030064.0RB4	DGM.125030064.0LB4
125	30 (DKN)	64	40	66	3+3	30°	24	4,5	C	HOMAG	DGM.125030064.0SC4	



Database of dedicated tools for Edgebanders.

Ask about Your model export@itatools.pl

DGL

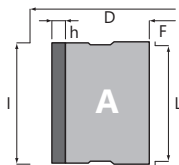


Technical details:

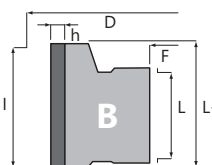
- Lightweight construction material, reduces vibrations, which translates into less wear of the bearings in the machine
- Blades ensuring a smooth surface of the processed edge
- The ability to customize the arrangement of the blades on the head, for example a symmetrical or asymmetrical arrangement
- The possibility of replacing DIA blades
- Noise reduction due to the particular geometry of the structure
- Body milled on both sides

Application:

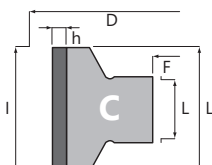
Diamond cutter heads intended for edge profiling for edge banding machines with mechanical feed. Suitable for MDF and chipboard panels.



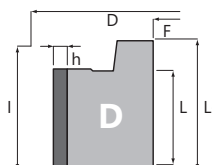
TYPE A



TYPE B



TYPE C

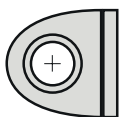


TYPE D

D mm	F mm	I mm	L mm	L ₁ mm	Z	α	PLATES	PCD H mm	TYPE	MACHINE	ARTICLE RH	ARTICLE LH
60	20 (DKN)	32	43,5	-	2+2	35°	6 (A)	2,5	A	CEHISA	DGL.060020032.KRA3	DGL.060020032.KLA3
60	20 (DKN)	64	44	75,5	2+2	35°	12 (A)	2,5	B	CEHISA	DGL.060020064.KRB3	DGL.060020064.KLB3
60	25 (DKN)	63	63,5	71	2+2	30°	12(A)+2(B)	2,5	C	FRAVOL	DGL.060025063.0RA3	DGL.060025063.0LA3
70	25 (DKN)	43	51,5	61	2+2	30°	8 (A)	2,5	D	HEBROCK	DGL.070025043.0RK3	DGL.070025043.0LK3
70	20 (DKN)	54	28	64	2+2	30°	10 (A)	2,5	C	TORK MACHINE	DGL.070020054.0RC3	DGL.070020054.0LC3
70	25 (DKN)	63	71,5	81	2+2	30°	12 (A)	2,5	D	HEBROCK	DGL.070025063.0RK3	DGL.070025063.0LK3
80	25 (DKN)	47	61	65	2+2	46°	10 (A)	2,5	D	FELDER	DGL.080025047.1RA3	DGL.080025047.1LA3
80	30 (DKN)	65	76	-	3+3	30°	18 (A)	2,5	A	FELDER	DGL.080025065.0RC3	DGL.080025065.0LC3
80	30 (DKN)	44	55	-	3+3	35°	12 (A)	2,5	A	BIESSE	DGL.080030044.0SA3	
80	30 (DKN)	54	65	-	3+3	35°	10(A)	2,5	A	SCM	DGL.080030054.0RA3	DGL.080030054.0LA3

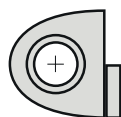
D mm	F mm	I mm	L mm	L ₁ mm	Z	α	PLATES	PCD H mm	TYPE	MACHINE	ARTICLE RH	ARTICLE LH
80	30 (DKN)	65	54	75	3+3	35°	18 (A)	2,5	C	BIESSE	DGL.080030065.2SC3	
80	25 (DKN)	65	64	75	3+3	35°	15(A)+6(B)	2,5	C	FELDER	DGL.080025065.0RC3	DGL.080025065.0LC3
85	30 (DKN)	48	50	58	3+3	35°	12(A)+3(B)	2,5	B	OTT	DGL.085030048.0RB3	DGL.085030048.0LB3
100	20 (DKN)	65	42	77,5	3+3	35°	18 (A)	2,5	B	CEHISA	DGL.100020065.KRB3	DGL.100020065.KLB3
100	20 (DKN)	33	42	45,5	3+3	35°	9 (A)	2,5	B	CEHISA	DGL.100020033.KRB3	DGL.100020033.KLB3
100	30 (DKN)	44	40,6	54,5	3+3	35°	12 (A)	2,5	B	BRANDT	DGL.100030044.1RB3	DGL.100030044.1LB3
100	30 (DKN)	44	40	54	3+3	35°	12 (A)	2,5	C	BRANDT, SCM	DGL.100030044.1RC3	DGL.100030044.1LC3
100	30 (DKN)	51	60	61	2+2	35°	8(A)+2(B)	2,5	D	SCM	DGL.100030051.KRB3	DGL.100030051.KLB3
100	30 (DKN)	51	60	61	3+3	35°	12(A)+3(B)	2,5	D	SCM	DGL.100030051.KRB4	DGL.100030051.KLB4
100	30 (DKN)	84	56,5	92,5	2+2	30°	16(A)	2,5	B	FRAVOL	DGL.100030084.0RB3	DGL.100030084.0LB3
100	30 (DKN)	124	96	132	2+2	30°	22(A)	2,5	C	FRAVOL	DGL.100030124.0RC3	DGL.100030124.0LC3
100	30 (DKN)	65	59	75	2+2	35°	10(A)+4(B)	2,5	D	SCM	DGL.100030065.KRB2	DGL.100030065.KLB2
100	30 (DKN)	65	59	75	3+3	35°	12(A)+6(B)	2,5	D	SCM	DGL.100030065.KRB3	DGL.100030065.KLB3
100	30 (DKN)	65	60,5	78,5	3+3	46°	21 (A)	2,5	B	SCM	DGL.100030065.4RB3	DGL.100030065.4LB3
100	30 (DKN)	44	54	58	3+3	46°	15(A)	2,5	C	HOMAG	DGL.125030044.KR23	DGL.125030044.KL23
125	30 (DKN)	65	56,5	77	3+3	35°	18	2,5	B	IMA ADVANTAGE	DGL.125030065.KR03	DGL.125030065.KL03
125	30 (DKN)	65	45	75	3+3	35°	18	2,5	B	IMA HOMAG	DGL.125030065.1RB3	DGL.125030065.1LB3

PCD insert TYPE A for Premill Cutters:



H mm	L mm	TYPE	ARTICLE
3	14	A	DGL.14147.A

PCD insert TYPE B for Premill Cutters:



H mm	L mm	TYPE	ARTICLE
3	7	B	DGL.14147.B

DGB

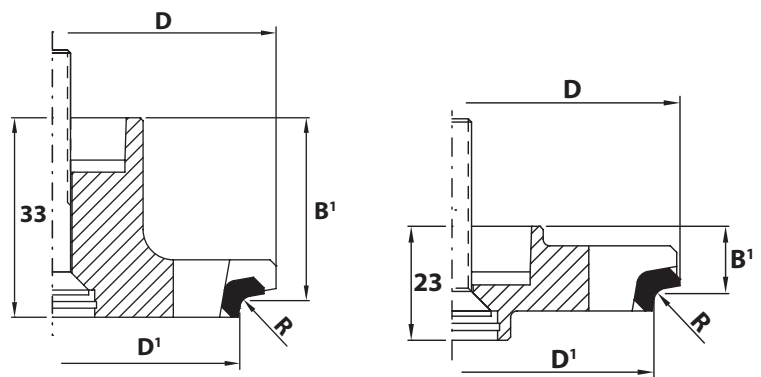


Technical details:

- Height of PCD tip 3 mm
- Can be resharpened (3-4 times)

Application:

Diamond cutter heads intended for edge profiling for edge banding machines with mechanical feed. Special construction for better facilitate chip evacuation. Suitable for MDF and chipboard panels.



HSK32 Type 33:

D mm	D' mm	MOUNTING mm	B' mm	R	Z	ARTICLE RH	ARTICLE LH
74	70	HSK32	31,5	R1	4	DGB.074032000.4RC2	DGB.074032000.4LC2
74	70	HSK32	31,5	R2	4	DGB.074032000.4RC1	DGB.074032000.4LC1
74	70	HSK32	31,5	R3	4	DGB.074032000.4RC3	DGB.074032000.4LC3

HSK25R Type 23:

D mm	D' mm	MOUNTING mm	B' mm	R	Z	ARTICLE RH	ARTICLE LH
76	70	HSK25R	17,5	R1	4	DGB.076025000.4RC1	DGB.076025000.4LC1
76	70	HSK25R	17,5	R2	4	DGB.076025000.4RC2	DGB.076025000.4LC2

Standard Type:

D mm	D' mm	I mm	F mm	Z	R	PCD H mm	MACHINE	ARTICLE RH	ARTICLE LH
56	47	14,5	16(DKN)	4	2	3	HEBROCK	DGB.056016014.3RA0	DGB.056016014.3LA0
57	50	12	20(DKN)	2+2	2	3	HOLZHER	DGB.057020023.3RA0	DGB.057020023.3LA0
58	50	8	16(DKN)	4	2	3	SCM	DGB.058016008.0R00	DGB.058016008.0L00
67	61		16(DKN)	4	1	4	KTD	DGB.067016001.4RD0	DGB.067016001.4LD0
69	61	13,5	16(DKN)	4	2	4	OTT	DGB.069016000.4RA0	DGB.069016000.4LA0
72,5	61	19	20(DKN)	4	2	3	HOLZHER	DGB.073020019.3RA0	DGB.073020019.3LA0

GKN | GK2



Technical details:

- HM blades
- Additional grooves at the main hole
- Hole in tolerance H7

Application:

Cutter heads intended for edge profiling for edge banding machines with mechanical feed. Suitable for MDF and chipboard panels.

D mm	I mm	F mm	Z	R	MACHINE	ARTICLE RH	ARTICLE LH
55,3	5,5	16 (DKN)	3	2	SCM	GKN.055316005.00R	GKN.055316005.00L
55,3	14	16 (DKN)	3	2	SCM	GKN.055316014.00R	GKN.055316014.00L
55,3	21	16 (DKN)	3	2	SCM	GKN.055316021.00R	GKN.055316021.00L
55,3	21	16 (DKN)	3	1	SCM	GKN.055316021.01R	GKN.055316021.01L
63,6	30	16 (DKN)	4	1/2	SCM	GKN.062016030.01R	GKN.062016030.01L
65	26	16 (DKN)	3	1/2	SCM	GKN.065016022.02R	GKN.065016022.02L
69	15	16 (DKN)	6	3	VITAP	GKN.069024015.00R	GKN.069024015.00L
69	15	16 (DKN)	6	2	VITAP	GKN.069024015.02R	GKN.069024015.02L
107	6	40	12	2	SCM	GK2.107040012.R2R	

Compact PCD Hoggers for Long and Cross Side Cut

HOG Compact



Technical details:

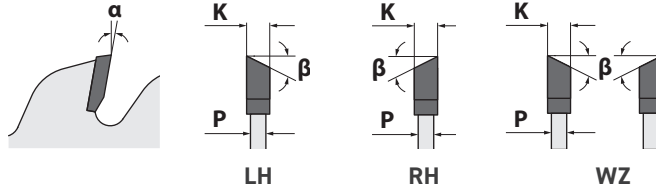
- Multi blades contraction finishing and chipbreaker
- The shape of the tips – one-sided stage
- Low-vibration hardened body
- Optimal system of chip removing
- Adapted to the most common clamping systems
- Height of PCD tip 6 mm

Application:

Forming with height quality finishing such materials as: chipboard, MDF, HDF, plywood, honeycomb and plywood panels with or without veneer, melamine, paper or plastic coatings.

D mm	I mm	F mm	Z	ARTICLE RH	ARTICLE LH
250	12	60	42/6	HOG.250060012.CR26	HOG.250060012.CL26
250	12	80	42/6	HOG.250080012.CR36	HOG.250080012.CL36
250	12	100	42/6	HOG.250100012.CR16	HOG.250100012.CL16
250	12	60	48/6	HOG.250060012.CR56	HOG.250060012.CL56
250	12	80	48/6	HOG.250080012.CR46	HOG.250080012.CL46
250	12	100	48/6	HOG.250100012.CR26	HOG.250100012.CL26

PKA



Application:

For trimming and chamfering of plastic, veneer and solid wood edges.

Machines:

Edgebanders.

Materials:

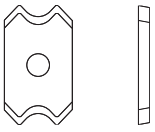
Plastic (PCV, ABS), veneer and solid wood edges.

D mm	F mm	PH	Z	K mm	α	TOOTH CONF.	MACHINES	ARTICLE
80	20		16	2,4	2°	WZ	BIMATIC	PKA.080020016.P0A
80	30		12	3,2	10°	LH	BIMATIC	PKA.080030012.P0L
80	30		12	3,2	10°	RH	BIMATIC	PKA.080030012.P0R
85	30		12	3,2	10°	LH	BIMATIC	PKA.085030012.P0L
85	30		12	3,2	10°	RH	BIMATIC	PKA.085030012.P0R
100	22	PH:2/4/30	20	2,4	-6°	WZ	HEBROCK	PKA.100022020.N0A
100	22		20	3,2	5°	WZ	FELDER FORMAT 4 PERFECT 610 / 710	PKA.100022020.P1A
100	30		20	3,2	5°	WZ	FELDER G400 / G460 / G500 / G560	PKA.100030020.P1A
100	30		30	2,6	5°	LH	SREFANI	PKA.100030030.P0L
100	30		30	2,6	5°	RH	STEFANI	PKA.100030030.P0R
100	32		20	3,2	5°	LH	BRANDT	PKA.100032020.P1L
100	32		20	3,2	5°	RH	BRANDT	PKA.100032020.P1R
100	32		30	2,6	-10°	LH	BRANDT	PKA.100032030.N0L
100	32		30	2,6	-10°	RH	BRANDT	PKA.100032030.N0R
100	32		30	2,6	5°	WZ	BRANDT	PKA.100032030.P0A
100	32		30	3,2	1,5°	LH	BRANDT	PKA.100032030.P3L
100	32		30	3,2	1,5°	RH	BRANDT	PKA.100032030.P3R
110	22		20	3,6	5°	WZ	HOLZ-HER	PKA.110022020.P0A
110	32		30	3,2	5°	LH	HOMAG, BRANDT, CEHISA	PKA.110032030.P0L
110	32		30	3,2	5°	RH	HOMAG, BRANDT, CEHISA	PKA.110032030.P0R

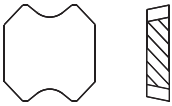
Clipping Saw Blades for Edge Trimming

D mm	F mm	PH	Z	K mm	α	TOOTH CONF.	MACHINES	ARTICLE
115	30		30	3,2	5°	WZ	SCM K360 K560 K800	PKA.115030030.00A
115	30		30	3,2	5°	WZ 30°	SCM STEFANI	PKA.115030030.P0A
125	30		24	2,6	5°	LH	SCM	PKA.125030024.P0L
125	30		24	2,6	5°	RH	SCM	PKA.125030024.P0R
125	30		36	3,2	Poz.	WZ 5°	SCM K360 K560 K100	PKA.125030036.P1A
125	32		30	2,6	Poz.	LH	BRANDT	PKA.125032030.P0L
125	32		30	2,6	Poz.	RH	BRANDT	PKA.125032030.P0R
130	45	PH:4/4,5/55	20+4	3,6	Poz.	LH 30°	BIESSE STREAM	PKA.130045020.P0L
130	45	PH:4/4,5/55	20+4	3,6	Poz.	RH 30°	BIESSE STREAM	PKA.130045020.P0R
140	16		36	3,2	Poz.	LH	OTT	PKA.140016036.P0L
140	16		36	3,2	Poz.	RH	OTT	PKA.140016036.P0R
140	30	PH:3/8-12/40 LH + 3/8-12/40 RH	30	3,6	Poz.	WZ	BIESSE AKRON	PKA.140030030.00A
150	35	PH:4/6,5/50 LH	24+6	3,8	Poz.	LH	SCM	PKA.150035030.P0L
150	35	PH:4/6,5/50 RH	24+6	3,8	Poz.	RH	SCM	PKA.150035030.P0R
160	22		48	3,2	Poz.	WZ	IMA	PKA.160022048.P0A
170	30	PH:4/5,5/52	36	3,2	Poz.	WZ		PKA.170030036.P0A

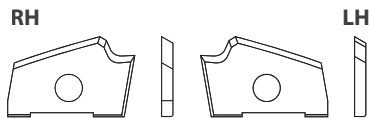
Knives for Edgbanding Machines



L mm	W mm	T mm	R	MACHINE	ARTICLE
20,0	12,0	2,0	1,0	SCM, FELDER, BRANDT, HOLZHER IMA, HOMAG	K15.20122R01
20,0	12,0	2,0	1,5		K15.20122R01s
20,0	12,0	2,0	2,0		K15.20122R02
20,0	12,0	2,0	3,0		K15.20122R03



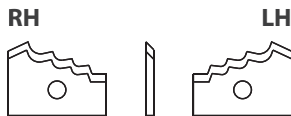
L mm	W mm	T mm	R	MACHINE	ARTICLE
12,7	12,7	3,0	2	SCM, BIESSE	K13.12123R02



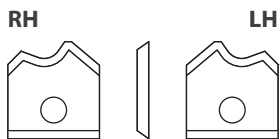
L mm	W mm	T mm	R	MACHINE	ARTICLE RH	ARTICLE LH
22,32	14,0	2,0	2,0	BRANDT	K25.22142R02R	K25.22142R02L
22,32	14,0	2,0	2,5	BRANDT	K25.22142R02Rs	K25.22142R02Ls
22,32	14,0	2,0	3,0	BRANDT	K25.22142R03R	K25.22142R03L



L mm	W mm	T mm	R	MACHINE	ARTICLE RH	ARTICLE LH
16,00	17,0	2,0	2,0	FELDER G200	KKC.16172.1R2RS	KKC.16172.1R2LS
16,00	17,0	2,0	2,0	FELDER G500	KKC.16172.2R2RS	KKC.16172.2R2LS
16,00	17,0	2,0	2,0	FELDER G400 / G560	KKC.16172.3R2RS	KKC.16172.3R2LS
16,00	17,0	2,0	2,0	FELDER G360	KKC.16172.R02R	KKC.16172.R02L
16,30	16,3	2,0	2,0	FELDER TEMPORA	K26.16162R02R	K26.16162R02L
18,00	16,0	2,0	2,0	FELDER TEMPORA	K26.18162R02R	K26.18162R02L

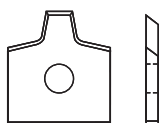


L mm	W mm	T mm	R	MACHINE	ARTICLE RH	ARTICLE LH
25,00	18,7	2,0	1,5 / 2,0 / 3,0	BIESSE	KKG.25182.R	KKG.25182.L
25,00	18,7	2,0	1,0 / 1,5 / 2,0	BIESSE	KKG.25182.R1	KKG.25182.L1
25,00	19,0	2,0	1,0 / 1,5 / 2,0	BIESSE	KKG.251902.MPR	KKG.251902.MPL



L mm	W mm	T mm	R	MACHINE	ARTICLE RH	ARTICLE LH
16,0	17,5	2,0	2,0	FELDER	KKJ.16172.R02R	KKJ.16172.R02L
12,7	12,7	2,0	1,0/2,0	SCM	KKN.121202.R1R2R	KKN.121202.R1R2L

L mm	W mm	T mm	R	MACHINE	ARTICLE RH	ARTICLE LH
18,0	16,0	2,0	2,0	FELDER TEMPORA	KPR.18.16.02R	KPR.18.16.02L



L mm	W mm	T mm	R	MACHINE	ARTICLE
16,0	14,0	2,0	1,0	SCM STEFANI	KKE.16142.D01
16,0	14,0	2,0	2,0	SCM STEFANI	KKE.16142.D02
16,0	15,0	2,0	1,0	SCM STEFANI EVO	K23.16152R01
16,0	16,0	2,0	1,5	BIESSE	K01.161602.R15
16,0	16,0	2,0	2,0	BIESSE	K01.161602.R2
16,0	13,5	2,0	2,0	BIMATIC	K161352
16,0	14,0	2,0	3,0	BIMATIC	K161403






CUTTING PROCESS



Chapter

Diamond & HM Circular Saw Blades



PCD & HM TOOLS

SOLID CARBIDE
ROUTER BITS

PCD & VHM TOOLS FOR
COMPOSITES

CHUCKS
& ACCESSORIES

TOOLS FOR EDGEBANDING
MACHINES

CIRCULAR SAW BLADES

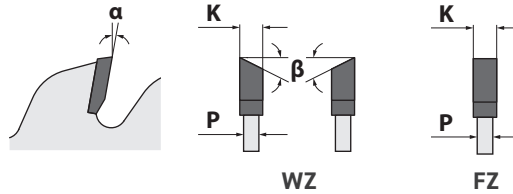
DRILL BITS

STRAIGHT
& SYSTEM KNIVES

STARTER KIT

Multi-Rip Saw Blades for Solid Wood

PW1



Application:

For solid dry and wet wood cutting. Longitudinal cut, wiper teeth helps easier cutting and better chip ejection.

Machines:

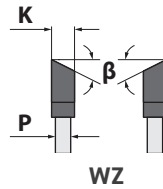
Multi-rip machines with one or two shafts.

Materials:

Solid wood (wet and dry).

D mm	F mm	HOLES	Z	K mm	P mm	α	ARTICLE
235	70	2/21x6	34	2,8	1,8	20°	PW1.235070034.000
250	70	4/20x5	16+4	3,5	2,2	20°	PW1.250070016.400
300	50	4/20x5	20+4	3,7	2,5	20°	PW1.300050020.400
300	70	4/20x5	18+4	3,7	2,5	20°	PW1.300070018.400
300	70	4/20x5	18+4	3,5	2,2	20°	PW1.300070018.400
300	80	4/20x5	18+4	3,7	2,5	20°	PW1.300080018.400
300	80	4/20x5	18+4	3,5	2,2	20°	PW1.300080018.400
300	80	2/18,5x3,5 + PH:6/5,5/91 + 4/6,6/95 + 2/13/100	24+4	3,2	2,2	20°	PW1.300080024.400
315	80	4/15x6	18+4	3,2	2,2	20°	PW1.315080018.400
350	70	4/20x5	18+4	4,2	2,8	20°	PW1.350070018.400
350	70	4/20,5x6	18+4	3,9	2,6	20°	PW1.350070018.401
350	70	4/20x5	18+4	4,0	2,7	20°	PW1.350070018.402
350	70	4/20,5x5	18+4	4,4	3,0	20°	PW1.350070018.403
350	80	4/20x5	18+4	4,2	2,8	20°	PW1.350080018.400
350	80	4/20x5	18+4	3,9	2,6	20°	PW1.350080018.401
350	80	4/20x5	18+4	4,0	2,7	20°	PW1.350080018.404
350	80	2/14x5	24+4	3,5	2,5	20°	PW1.350080024.400
350	80	2/18,5x3,5 + PH:6/5,5/91 + 4/6,6/95 + 2/13/100	24+6	3,5	2,5	20°	PW1.350080024.600
400	70	4/20x5	18+6	4,2	2,8	20°	PW1.400070018.600
400	80	4/20x5	18+6	4,2	2,8	20°	PW1.400080018.600

P01 cross-cutting



Application:

For cross-cutting while maintaining optimum material quality.
The saws have laser cutting silencing to improve the comfort of work.

Machines:

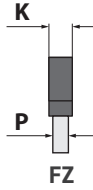
Table saws and mitre saws.

Materials:

Soft, hard and exotic wood, plywood.

D mm	F mm	PH	Z	K mm	P mm	ARTICLE
250	30	PH03	48	3,2	2,2	P01.250030048.00W
250	30	PH03	60	3,2	2,2	P01.250030060.00W
250	30	PH03	80	3,2	2,2	P01.250030080.00W
300	30	PH03	48	3,2	2,2	P01.300030048.00W
300	30	PH03	72	3,2	2,2	P01.300030072.00W
300	30	PH03	96	3,2	2,2	P01.300030096.00W
315	30	PH03	72	3,2	2,2	P01.315030072.00W
350	30	PH03	54	3,5	2,5	P01.350030054.00W
350	30	PH03	84	3,5	2,5	P01.350030084.00W
350	30	PH03	108	3,5	2,5	P01.350030108.00W
400	30	PH03	60	3,5	2,5	P01.400030060.00W
450	30	PH03	66	3,8	2,8	P01.450030066.00W
500	30	PH03	72	4,0	2,8	P01.500030072.00W

P04 longitudinal cutting



Application:

For longitudinal cutting while maintaining optimum material quality.

Machines:

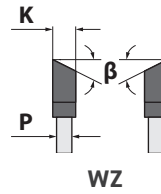
Table saws.

Material:

Soft, hard and exotic wood.

D mm	F mm	PH	Z	K mm	P mm	ARTICLE
300	30	PH03	20	3,2	2,2	P04.300030020.00W
315	30	PH03	28	3,2	2,2	P04.315030028.00W
350	30	PH03	24	3,5	2,5	P04.350030024.00W
400	30	PH03	28	3,8	2,8	P04.400030028.00W
450	30	PH03	32	4,0	3,0	P04.450030032.00W
500	30	PH03	36	4,4	3,2	P04.500030036.00W

P06



Application:

For cross cutting and cutting out defects for high-speed feed.

Machines:

Optimizing saw.

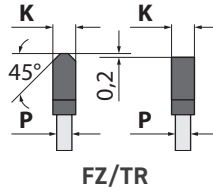

Materials:

Soft and hardwood.

D mm	F mm	PH	Z	K mm	P mm	TOOTH CONF.	MACHINES	ARTICLE
400	30	PH03	120	4	2,8	WZ	-	P06.400030120.00A
450	30	2/15/63	138	4,8	3,5	WZ 35°	SALVADOR OMGA	P06.450030138.02A
500	30	2/10/60 + 2/15/63	144	4,8	3,5	WZ 35°	METAL TECHNIKA OMGA, SALVADOR	P06.500030144.02A
500	35	2/10/60 + 2/15/63	120	4,4	3,2	WZ	SALVADOR CURSAL	P06.500035120.00A
500	35	2/10/60 + 2/15/63	120	4,4	3,2	WZ 35°	SALVADOR CURSAL	P06.500035120.02A
500	35	2/10/60 + 2/15/63	144	4,8	3,5	WZ	SALVADOR CURSAL	P06.500035144.01A

Panel Sizing Saw Blades

P28 standard



Features and benefits:

- The thickness of the HM used is 3.5 mm, which ensures a long service life of the tool
- Laser-cut silencers reduce the noise level during operation

Application:

For sizing raw and laminated panels while maintaining a perfect edge finish.

Machines:

Panel sizing machines.

Materials:

One or two-sided laminated panels made of wood-based materials.

D mm	F mm	PH	Z	K mm	P mm	MACHINES	ARTICLE
300	30	PH03	72	4,4	3,2	PANHANS, FELDER	P28.300030072.00W
300	60	PH04	72	4,4	3,2	HOMAG	P28.300060072.00W
300	80	PH01	72	4,4	3,2	SCM	P28.300080072.02W
310	60	2/14/100	72	4,4	3,2	HOMAG	P28.310060072.00W
320	30	PH03	60	4,4	3,2	FELDER	P28.320030060.00W
320	30	PH03	72	4,4	3,2	FELDER, MAYER	P28.320030072.00W
320	65	PH05	60	4,4	3,2	SELCO	P28.320065060.00W
320	65	PH05	72	4,4	3,2	SELCO	P28.320065072.00W
320	80	PH01	72	4,4	3,2	SCM	P28.320080072.00W
350	30	PH03 + 2/13/94	72	4,4	3,2	PANHANS, SCHELLING, MAYER, HOLZ-HER, PAOLONI	P28.350030072.00W
350	60	PH04	72	4,4	3,2	HOLZMA	P28.350060072.00W
350	75	PH02	72	4,4	3,2	HOLZMA	P28.350075072.00W
350	80	PH01	72	4,4	3,2	GABBIANI, SCM	P28.350080072.00W
360	65	PH05 + 2/9/95	72	4,4	3,2	SELCO	P28.360065072.00W
380	60	2/14/100 + 2/14/125	72	4,8	3,5	HOLZMA	P28.380060072.00W
380	60	PH04	72	4,4	3,2	HOLZMA	P28.380060072.01W
380	65	PH04 + 2/9/110	72	4,4	3,2	SELCO	P28.380065072.01W

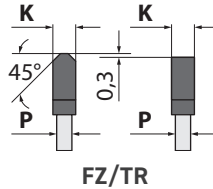

PCD & HM TOOLS
 SOLID CARBIDE ROUTER BITS
 PCD & VHM TOOLS FOR COMPOSITES
 CHUCKS & ACCESSORIES
 TOOLS FOR EDGEBANDING MACHINES
 CIRCULAR SAW BLADES
 DRILL BITS
 STRAIGHT & SYSTEM KNIVES
 STARTER KIT

Panel Sizing Saw Blades

D mm	F mm	PH	Z	K mm	P mm	MACHINES	ARTICLE
380	80	PH01	72	4,4	3,2	SCM	P28.380080072.00W
400	30	PH03 + 2/13/94	72	4,4	3,2	PANHANS, SCHEER, SCHELLING, MAYER, HOLZ-HER	P28.400030072.00W
400	65	PH05	72	4,4	3,2	SELCO	P28.400065072.01W
400	75	PH02 + 2/7/110	72	4,4	3,2	GIBEN, HOMAG	P28.400075072.00W
400	80	PH01	72	4,4	3,2	SELCO, GABBIANI	P28.400080072.00W
420	80	PH01	72	4,4	3,2	SCM	P28.420080072.00W
430	65	PH05	72	4,4	3,2	SELCO	P28.430065072.00W
430	80	PH01	72	4,4	3,2	SELCO	P28.430080072.00W
450	30	2/10/60 + 2/13/94	72	4,4	3,2	SCM, SCHELLING, MAYER	P28.450030072.00W
450	60	2/14/125	72	4,8	3,5	HOLZMA	P28.450060072.00W
460	30	2/10/60 + 2/13/94	72	4,4	3,2	SCHELLING	P28.460030072.00W
480	30	2/10/60 + 2/13/94	72	4,4	3,2	SCHELLING	P28.480030072.01W

Information about addition holes you can find at the end of this catalogue.

P29 standard plus



Features and benefits:

- The thickness of the carbide used is 4 mm (for diameters from 350 mm).
- Chromium-nickel coated saw blade.
- Chamfered hole for easy tool change
- Soundproofing brass inserts

Application:

For sizing wood-based panels while maintaining a perfect edge finish.
(Working with the scoring blade).

Machines:

Panel sizing machines.

Materials:

Single or double-sided plastic-laminated panels, MDF, HDF.

D mm	F mm	PH	Z	K mm	P mm	α	MACHINES	ARTICLE
300	30	PH03	72	4,4	3,2	14°	PANHANS	P29.300030072.00W
300	80	PH01	72	4,4	3,2	14°	SCM	P29.300080072.00W
310	60	PH:2/14/100	72	4,4	3,2	14°	HOLZMA, HOMAG	P29.310060072.00W
320	30	PH03	60	4,4	3,2	14°	FELDER	P29.320030060.00W
320	30	PH03	72	4,4	3,2	14°	FELDER	P29.320030072.00W
320	65	PH05	60	4,4	3,2	14°	SELCO	P29.320065060.01W
320	65	PH05	72	4,4	3,2	14°	SELCO	P29.320065072.00W
320	80	PH01	72	4,4	3,2	14°	SCM	P29.320080072.00W
350	30	PH03 + 2/13/94	72	4,4	3,2	14°	PANHANS, SCHELLING, MAYER, HOLZ-HER, PAOLONI	P29.350030072.00W
350	60	PH04	72	4,4	3,2	14°	HOLZMA	P29.350060072.00W
360	65	PH05 + 2/9/95	72	4,4	3,2	14°	SELCO	P29.360065072.00W
380	60	PH:2/14/100 + 2/14/125	72	4,8	3,5	14°	HOLZMA	P29.380060072.00W
380	60	PH04	72	4,4	3,2	14°	HOLZMA, HOMAG	P29.380060072.01W
380	65	PH04 + 2/9/110	72	4,4	3,2	14°	SELCO	P29.380065072.01W

Panel Sizing Saw Blades

D mm	F mm	PH	Z	K mm	P mm	α	MACHINES	ARTICLE
380	80	PH01	72	4,4	3,2	14°	SCM	P29.380080072.00W
400	65	PH05	72	4,4	3,2	14°	SELCO	P29.400065072.01W
430	65	PH05	72	4,4	3,2	14°	SELCO	P29.430065072.00W
430	80	PH01	72	4,4	3,2	14°	SELCO	P29.430080072.00W
450	30	PH:2/10/60 + 2/13/94	72	4,4	3,2	14°	SELCO, SCM, SCHELLING, MAYER	P29.450030072.00W
450	60	PH:2/14/125	72	4,8	3,5	14°	SCHELLING, MAYER, SCHEER, HOLZMA	P29.450060072.00W
450	75	PH02 + 2/7/110	72	4,4	3,2	14°	GABBIANI	P29.450075072.00W
460	30	PH03 + 2/13/94	72	4,4	3,2	14°	SCHELLING	P29.460030072.00W
480	30	PH:2/10/60 + 2/13/94	72	4,4	3,2	14°	SCHELLING	P29.480030072.01W
520	30	PH03 + 2/13/94	72	4,4	3,2	14°	SCHELLING	P29.520030072.00W

PCD & HM TOOLS

SOLID CARBIDE
ROUTER BITSPCD & VHM TOOLS FOR
COMPOSITESCHUCKS
& ACCESSORIESTOOLS FOR EDGEBANDING
MACHINES

CIRCULAR SAW BLADES

DRILL BITS

STRAIGHT
& SYSTEM KNIVES

STARTER KIT

Panel Sizing Saw Blades with super-hard NANO carbide

P.C.D. & H.M. TOOLS

SOLID CARBIDE ROUTER BITS

P.C.D. & V.H.M. TOOLS FOR COMPOSITES

CHUCKS & ACCESSORIES

TOOLS FOR EDGE-BANDING MACHINES

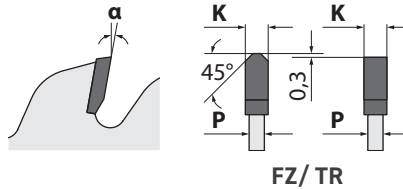

CIRCULAR SAW BLADES

DRILL BITS

STRAIGHT & SYSTEM KNIVES

STARTER KIT

P30 NANO



Features and benefits:

- The thickness of the carbide used is 3.5 mm gives the possibility of multiple sharpening, which extends the life of the tool
- Special super-hard NANO carbide with increased wear resistance ensures longer distances between sharpening
- Two tension rings increase the stability of saw blade
- Polyurethane-filled silencers significantly reduce noise levels
- The main hole made in G6 tolerance
- Hardened steel body ensures rigidity and stability during operation

Application:

P30 series panel saw designed for materials such as MDF or HDF. Designed for cutting single boards as well as packages. Specially selected super-hard NANO carbide and an appropriate tooth profile (straight trapezoid) ensure the long life of the saw and excellent quality of processed material.

The P30 series saws are perfect for working with a diamond scoring unit DSB series, this set significantly reduces machine downtime caused by changing tools and will meet the expectations of the most demanding users.

Machines:

Horizontal panel sizing machines

Materials:

Single or double-sided plastic-laminated panels, MDF, HDF.



SUPER HARD CARBIDE WITH 3,5 mm THICKNESS
Longer work between sharpening



CHAMFERED HOLE
Easier tool change



IMPROVED TOOL BODY
More rigidity and stability while cutting



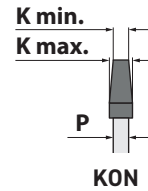
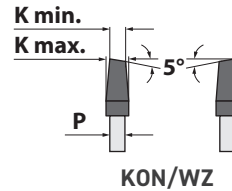
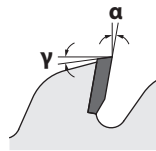
MUTED SAW BLADE
Quieter cutting operation

Panel Sizing Saw Blades with super-hard NANO carbide

D mm	F mm	PH	Z	K mm	P mm	α	MACHINES	ARTICLE
300	30	PH03	60	4,4	3,0	15°	PANHANS, FELDER	P30.300030060.PFW
300	30	PH03	72	4,4	3,0	15°	PANHANS, FELDER	P30.300030072.PFW
300	80	PH01	60	4,4	3,2	15°	SCM	P30.300080060.PFW
300	80	PH01	72	4,4	3,2	15°	SCM	P30.300080072.PFW
310	60	PH:2/14/100	72	4,4	3,2	15°	HOMAG	P30.310060072.PFW
320	30	PH03	60	4,4	3,2	15°	FELDER	P30.320030060.PFW
320	30	PH03	72	4,4	3,2	15°	FELDER	P30.320030072.PFW
320	65	PH05 + 3/7/100	72	4,4	3,2	15°	SELCO	P30.320065072.PFW
320	80	PH:4/9/100 + 2/14/110	60	4,4	3,2	15°	SCM	P30.320080060.PFW
320	80	PH01	72	4,4	3,2	15°	SCM	P30.320080072.PFW
340	80	PH01	72	4,4	3,2	15°	-	P30.340080072.PFW
350	30	PH03 + 2/13/94	72	4,4	3,2	15°	PANHANS, SCHELLING, MAYER, HOLZ-HER, PALONI	P30.350030072.PFW
350	60	PH:COMBI7	72	4,4	3,2	15°	HOLZMA	P30.350060072.PFW
350	75	PH02 + 2/7/110 + 2/10/120	72	4,4	3,2	15°	HOLZMA, PUTSCH-MENICONI	P30.350075072.PFW
350	80	PH01	72	4,4	3,2	15°	GABBIANI, SCM	P30.350080072.PFW
360	65	PH: 2/9/100 + 2/9/110	72	4,4	3,2	15°	SELCO	P30.360065072.PFW
380	30	PH03	72	4,4	3,2	15°	HOLZ-HER	P30.380030072.PFW
380	60	PH04	72	4,4	3,2	15°	HOLZMA	P30.380060072.PF1
380	60	PH:COMBI7	72	4,8	3,5	15°	HOLZMA	P30.380060072.PFW
380	65	PH05	72	4,4	3,2	15°	SELCO	P30.380065072.PFW
380	80	PH01	72	4,4	3,2	15°	SCM	P30.380080072.PFW
400	30	PH03 + 2/13/94	72	4,4	3,2	15°	PANHANS, SCHEER, SCHELLING, MAYER, HOLZ-HER	P30.400030072.PFW
400	65	PH05	72	4,4	3,2	15°	SELCO	P30.400065072.PFW
400	75	PH:4/15/105 + 2/8/110 + 2/14/110	72	4,4	3,2	15°	GIBEN, HOMAG	P30.400075072.PFW
400	80	PH01	72	4,4	3,2	15°	SELCO, GABBIANI	P30.400080072.PFW
420	80	PH01	72	4,4	3,2	15°	SCM	P30.420080072.PFW
430	65	PH02 + 2/9/110	72	4,4	3,2	15°	SELCO, GIBEN	P30.430065072.PFW
430	80	PH01	72	4,4	3,2	15°	SELCO, SCM	P30.430080072.PFW
450	30	PH03 + 2/13/94	72	4,4	3,2	15°	SCHELLING, MAYER	P30.450030072.PFW
450	60	PH:COMBI7	72	4,8	3,5	15°	HOLZMA	P30.450060072.PFW
450	75	PH:2/14/110	72	4,4	3,2	15°	MASTERWOOD	P30.450075072.PFW
450	80	PH01	72	4,4	3,2	15°	GABBIANI	P30.450080072.PFW
460	30	PH:2/13/94	72	4,4	3,2	15°	SCHELLING	P30.460030072.PFW
480	30	PH03 + 2/13/94	72	4,4	3,2	15°	SCHELLING	P30.480030072.PFW
520	60	PH:COMBI7	72	4,8	3,5	15°	HOLZMA	P30.520060072.PFW
520	70	PH:4/11/130	72	4,8	3,5	15°	SELCO	P30.520070072.PFW
530	80	PH01	72	4,8	3,5	15°	SCM	P30.530080072.PFW

Scoring Blades for Panel Sizing Machines

P36



Application:

For undercutting laminated panels to ensure the highest quality edges of the cut material.

Machines:

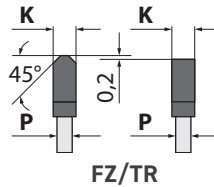
Panel sizing machines.

Materials:

Single or two-sided laminated wood-based panels (MDF, HDF).

D mm	F mm	PH	Z	K mm	P mm	α	MACHINES	ARTICLE
150	30	-	36	4,4-5,6	3,2	6°	SCM, STETON, FELDER	P36.150030036.003
150	45	PH:2/9/58 + 2/11/70	36	4,4-5,6	3,2	6°	HOMAG	P36.150045036.000
160	55	PH:3/11/70	36	4,4-5,6	3,2	6°	GABIANI, MACMAZZA, SCM	P36.160055036.000
180	30	PH:2/10/60	36	4,4-5,6	3,2	6°	PANHANS, HOLZ-HER	P36.180030036.000
180	45	PH:2/10/60	36	4,4-5,6	3,2	6°	HOLZMA	P36.180045036.001
180	45	PH:2/10/60	36	4,8-6,0	3,5	6°	HOLZMA	P36.180045036.010
200	20	PH:2/11/66	36	4,4-5,6	3,2	6°	SCHELLING	P36.200020036.005
200	45	PH:2/10/60	36	4,4-5,6	3,2	6°	HOLZMA	P36.200045036.000
200	45	-	36	4,8-6,0	3,5	6°	HOLZMA	P36.200045036.010
200	65	PH05	36	4,4-5,6	3,2	6°	SELCO	P36.200065036.000
200	80	PH:2/14/110	36	4,4-5,6	3,2	6°	GABIANI	P36.200080036.000
300	30	PH:2/10/60 + 2/14/110 + 2/13/94	48	4,4-5,9	3,2	6°	SCHELLING	P36.300030048.001

DSA



Features and benefits:

- High of PCD tips H4 or H6
- Longer lifetime compared to HM saw blades
- Cutting laminated panels without chipping thanks to work with scoring saw blade
- Very good lifetime/price ratio

Machines:

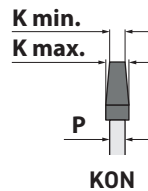
Panel sizing machines.

Materials:

Single or double-sided plastic-laminated panels, MDF and HDF.

D mm	F mm	PH	Z	K mm	P mm	PCD H mm	MACHINES	ARTICLE
300	30	2/10/60	72	4,4	3,2	4	FELDER, PANHANS	DSA.300030072.054
300	30	2/10/60	72	4,4	3,2	6	FELDER, PANHANS	DSA.300030072.056
320	30	2/10/60	72	4,4	3,2	4	FELDER	DSA.320030072.004
320	30	2/10/60	72	4,4	3,2	6	FELDER	DSA.320030072.006
320	60	PH04	72	4,4	3,2	4	HOMAG	DSA.320060072.004
320	60	PH04	72	4,4	3,2	6	HOMAG	DSA.320060072.006
320	65	PH05 + 2/9/95	72	4,4	3,2	4	SELCO	DSA.320065072.014
320	65	PH05 + 2/9/95	72	4,4	3,2	6	SELCO	DSA.320065072.016
350	30	2/13/94	72	4,4	3,2	4	SCHELLING	DSA.350030072.014
350	30	2/13/94	72	4,4	3,2	6	SCHELLING	DSA.350030072.016
350	60	2/11/85 + 2/14/100	72	4,4	3,2	4	HOLZMA	DSA.350060072.004
350	60	2/11/85 + 2/14/100	72	4,4	3,2	6	HOLZMA	DSA.350060072.006
350	75	2/7/110 + 2/10/120	72	4,4	3,2	4	HOLZMA	DSA.350075072.004
350	75	2/7/110 + 2/10/120	72	4,4	3,2	6	HOLZMA	DSA.350075072.006
360	30	2/13/94	72	4,4	3,2	4	SCHELLING	DSA.360030072.004
360	30	2/13/94	72	4,4	3,2	6	SCHELLING	DSA.360030072.006
380	30	2/8/83	72	4,4	3,2	4	HOLZ-HER	DSA.380030072.004
380	30	2/8/83	72	4,4	3,2	6	HOLZ-HER	DSA.380030072.006
430	65	PH05	60	4,4	3,5	6	SELCO	DSA.430065060.016
430	65	PH05	72	4,4	3,5	4	SELCO	DSA.430065072.004
430	65	PH05	72	4,4	3,5	6	SELCO	DSA.430065072.006
450	60	2/10/80 + 2/14/125	60	4,8	3,5	6	HOLZMA	DSA.450060060.006
450	60	2/14/125	72	4,8	3,5	6	HOLZMA	DSA.450060072.006

DSB conical



Features and benefits:

- High of PCD tips H4 or H6
- Longer lifetime compared to HM scoring saw blades
- Undercutting laminated panels without chipping
- Very good lifetime/price ratio

Application:

For chip-free scoring of plastic-laminated panels; increased tool life up to 50 times longer than HW blades.

Machines:

Panel sizing machines.

Materials:

Single or double-sided plastic-laminated panels, MDF and HDF.

D mm	F mm	PH	Z	K mm	P mm	PCD H mm	MACHINES	ARTICLE
150	20	-	36	4,4-5,2	3,2	H4		DSB.150020036.004
150	30	-	36	4,4-5,2	3,2	H4	SCM, STETON, FELDER	DSB.150030036.004
150	30	-	36	4,4-5,5	3,2	H6	SCM, STETON, FELDER	DSB.150030036.006
160	55	PH:3/7/66	36	4,4-5,2	3,2	H4	GABIANI, SCM	DSB.160055036.004
160	55	PH:3/7/66	36	4,4-5,6	3,2	H6	GABIANI, SCM	DSB.160055036.006
180	30	PH:2/10/60	36	4,4-5,2	3,2	H4	PANHANS, HOLZ-HER	DSB.180030036.004
180	30	PH:2/10/60	36	4,4-5,5	3,2	H6	PANHANS, HOLZ-HER	DSB.180030036.006
180	45	PH:2/10/60	36	4,4-5,2	3,2	H4	HOLZMA	DSB.180045036.004
180	45	PH:2/10/60	36	4,4-5,5	3,2	H6	HOLZMA	DSB.180045036.006
180	45	-	36	4,8-5,6	3,5	H4	HOLZMA	DSB.180045036.014
180	45	-	36	4,8-5,8	3,5	H6	HOLZMA	DSB.180045036.016
200	20	PH:2/11/66	36	4,4-5,2	3,2	H4	SCHELLING	DSB.200020036.004
200	20	PH:2/11/66	36	4,4-5,5	3,2	H6	SCHELLING	DSB.200020036.006
200	30	PH:2/10/60 + 2/14/110	36	4,4-5,2	3,2	H4	Scheer	DSB.200030036.004
200	45	PH:2/10/60	36	4,4-5,2	3,2	H4	HOLZMA	DSB.200045036.004
200	45	-	36	4,4-5,5	3,2	H6	HOLZMA	DSB.200045036.006

PCD Scoring Blades for Panel Sizing Machines

D mm	F mm	PH	Z	K mm	P mm	PCD H mm	MACHINES	ARTICLE
200	45	-	36	4,8-5,6	3,5	H4	HOLZMA	DSB.200045036.014
200	45	-	36	4,8-5,8	3,5	H6	HOLZMA	DSB.200045036.016
200	50	PH:2/7/80	36	4,4-5,2	3,2	H4	Masterwood	DSB.200050036.014
200	65	PH05	36	4,4-5,2	3,2	H4	SELCO	DSB.200065036.004
200	65	PH05	36	4,4-5,5	3,2	H6	SELCO	DSB.200065036.006
200	80	PH:2/14/110	36	4,4-5,2	3,2	H4	GABBIANI	DSB.200080036.004
200	80	PH:2/14/110	36	4,4-5,5	3,2	H6	GABBIANI	DSB.200080036.006
300	30	PH:2/10/60 + 2/14/110 + 2/13/94	48	4,4-5,2	3,2	H4	SCHELLING	DSB.300030048.004
300	30	PH:2/10/60 + 2/14/110 + 2/13/94	48	4,4-5,5	3,2	H6	SCHELLING	DSB.300030048.006
300	65	PH:2/9/100 + 2/9/110 + 2/14/110	48	4,4-5,2	3,2	H4	SELCO	DSB.300065048.004

PCD & HM TOOLS

SOLID CARBIDE
ROUTER BITSPCD & VHM TOOLS FOR
COMPOSITESCHUCKS
& ACCESSORIESTOOLS FOR EDGEBANDING
MACHINES

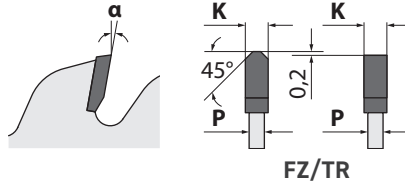
CIRCULAR SAW BLADES

DRILL BITS

STRAIGHT
& SYSTEM KNIVES

STARTER KIT

P15



Application:

For sizing cuts, perfect finishing by working with scoring blades.

Machines:

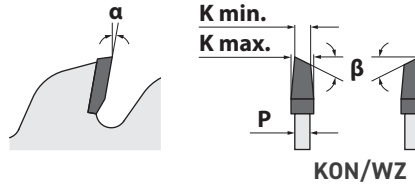
Table saws, horizontal and vertical sizing machines.

Materials:

Single or double-sided laminated chipboards and wood-based materials.

D mm	F mm	PH	Z	K mm	P mm	α	ARTICLE
250	30	PH03	80	3,2	2,2	6°	P15.250030080.00W
300	30	PH03	96	3,2	2,2	6°	P15.300030096.01W
350	30	PH03	108	3,5	2,5	6°	P15.350030108.001
350	30	PH03	108	3,2	2,2	6°	P15.350030108.01W

P36 conical



Application:

For chip-free scoring on plastic-laminated panels to ensure excellent edge quality of the cut material.

Machines:

Horizontal and vertical sizing machines equipped with scoring device.

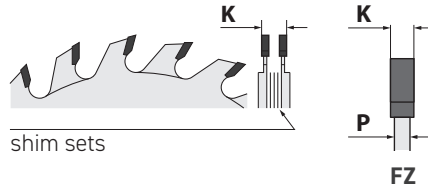
Materials:

One or two-sided laminated chipboards and wood-based panels.

D mm	F mm	Z	K mm	P mm	α	ARTICLE
100	20	20	3,1-4,3	2,2	6°	P36.100020020.000
100	22	20	3,1-4,3	2,2	6°	P36.100022020.000
120	20	24	3,1-4,3	2,2	0°	P36.120020024.000
120	22	24	3,1-4,3	2,2	0°	P36.120022024.000
125	20	24	3,1-4,3	2,2	0°	P36.125020024.000
125	22	24	3,1-4,3	2,2	0°	P36.125022024.000

Adjustable HM Scoring Blades

P37
adjustable



Application:

For chip-free scoring on plastic-laminated panels. To ensure the quality of the edges of the cut material. Control with spacers allows perfect adjustment to the kerf of the main saw.

Machines:

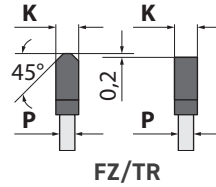
Horizontal and vertical sizing machines.

Materials:

Single or double-sided plastic-laminated panels, MDF and HDF.

D mm	F mm	Z	K mm	P mm	α	ARTICLE
120	20	12+12	2,8-3,6	2x2,2	10°	P37.120020024.000
120	22	12+12	2,8-3,6	2x2,2	10°	P37.120022024.000
125	20	12+12	2,8-3,6	2x2,2	10°	P37.125020024.000
125	22	12+12	2,8-3,6	2x2,2	10°	P37.125022024.000

DSA



Features and benefits:

- High of PCD tips H4 or H6
- Longer lifetime compared to HM scoring saw blades
- Cutting laminated panels without chipping thanks to working with scoring blade
- Very good lifetime/price ratio

Machines:

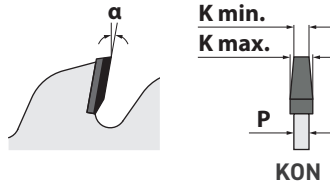
Horizontal and vertical sizing machines.

Materials:

Single or double-sided plastic-laminated panels, MDF and HDF.

D mm	F mm	PH	Z	K mm	P mm	PCD H mm	ARTICLE
250	30	PH03	80	3,2	2,2	H5	DSA.250030080.005
300	30	PH03	72	3,2	2,2	H4	DSA.300030072.004
300	30	PH03	96	3,2	2,2	H4	DSA.300030096.004
300	30	PH03	96	3,2	2,2	H6	DSA.300030096.006

DSB conical



Application:

For chip-free scoring of plastic-laminated panels; increased tool life up to 50 times longer than HW blades

Machines:

Horizontal and vertical sizing machines equipped with scoring device.

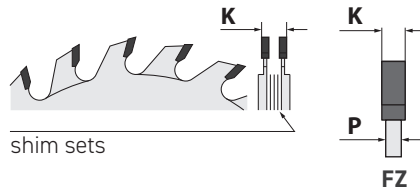
Materials:

One or two-sided laminated chipboards and wood-based panels.

D mm	F mm	Z	K mm	P mm	α	PCD H mm	ARTICLE
80	20	12	3,0-4,0	2,2	0°	H4	DSB.080020012.004
100	20	20	3,0-4,0	2,5	0°	H4	DSB.100020020.004
100	22	20	3,0-4,0	2,5	0°	H4	DSB.100022020.004
120	20	24	3,0-4,0	2,5	8°	H4	DSB.120020024.004
120	20	24	3,0-4,0	2,5	8°	H6	DSB.120020024.006
120	22	24	3,0-4,0	2,5	8°	H4	DSB.120022024.004
125	20	24	3,0-4,0	2,5	8°	H4	DSB.125020024.004
125	20	24	3,0-4,0	2,5	8°	H6	DSB.125020024.006
125	22	24	3,0-4,0	2,5	8°	H4	DSB.125022024.004
125	22	24	3,0-4,0	2,5	8°	H6	DSB.125022024.006

Adjustable PCD Scoring Blades

DSC
adjustable



Application:

For chip-free scoring on plastic-laminated panels. to ensure the quality of the edges of the cut material. Control with spacers allows perfect adjustment to the kerf of the main saw., service life up to 50 times longer compared to HM scoring saws, very good value lifetime to price.

Machines:

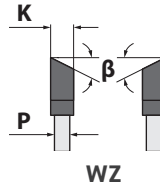
Horizontal and vertical sizing machines.

Materials:

Single or double-sided plastic-laminated panels, MDF and HDF.

D mm	F mm	Z	K mm	P mm	α	PCD H mm	ARTICLE
80	20	10+10	2,8-3,6	2x2,2	10°	H4	DSC.080020020.004
100	20	10+10	2,8-3,6	2x2,2	10°	H4	DSC.100020020.004
120	20	12+12	2,8-3,6	2x2,2	10°	H4	DSC.120020024.004
120	20	12+12	2,8-3,6	2x2,2	10°	H6	DSC.120020024.006
120	22	12+12	2,8-3,6	2x2,2	10°	H4	DSC.120022024.004
125	20	12+12	2,8-3,6	2x2,2	10°	H4	DSC.125020024.004
125	20	12+12	2,8-3,6	2x2,2	10°	H6	DSC.125020024.006
125	22	12+12	2,8-3,6	2x2,2	10°	H4	DSC.125022024.004

PDA



Application:

For different kinds of operation performed by aggregates, such us: grooving, sawing.

Machines:

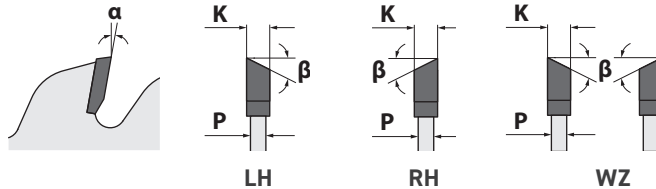
CNC machines equipped with sawing aggregate.

Materials:

Soft, hard wood and wood-based materials.

D mm	F mm	PH	Z	K mm	P mm	MACHINES	ARTICLE
100	20		24	3,2	2,2	VITAP POINT	PDA.100020024.A00
100	30	PH:4/M5/48 LH + 4/M5/48 RH	20	3,4	2,2	HOMAG, WEEKE, BHX	PDA.100030020.A00
100	30	PH:4/5,5/50	24	4,0	2,8		PDA.100030024.P00
120	20	PH:3/M4/35 LH + 3/M4/35 RH	24	3,2	2,2	SCM, CYFLEX	PDA.120020024.P01
120	20	PH:3/M4/35 LH + 3/M4/35 RH	24	4,0	2,8	SCM, CYFLEX	PDA.120020024.P02
120	20	PH:3/M4/35 LH + 3/M4/35 RH	36	4,0	2,8	SCM, CYFLEX	PDA.120020036.A01
120	35	PH:4/M5/50 LH + 4/M5/50 RH	16	4,0	2,8	BIESSE, ROVER	PDA.120035016.P00
120	35	PH:4/M5/50 LH + 4/M5/50 RH	30	4,0	2,8	BIESSE, ROVER	PDA.120035030.P00
120	35	PH:4/M5/50 LH + 4/M5/50 RH	36	3,2	2,2	BIESSE, ROVER	PDA.120035036.A00
120	35	PH:4/M5/50 LH + 4/M5/50 RH	36	4,0	2,8	BIESSE, ROVER	PDA.120035036.A01
125	20	PH:3/M4/35 LH + 3/M4/35 RH	36	3,2	2,2	SCM, MORBIDELLI	PDA.125020036.A00
125	20	PH:3/M4/35 LH + 3/M4/35 RH	36	4,0	2,8	SCM	PDA.125020036.A01
125	30	PH:4/M5/48 LH + 4/M5/48 RH	36	3,2	2,2	HOMAG, WEEKE, BHX	PDA.125030036.A00
125	30	PH:4/M5/48 LH + 4/M5/48 RH	36	4,0	2,8	HOMAG, WEEKE, BHX	PDA.125030036.A01
125	30	PH:4/M5/48 LH + 4/M5/48 RH	36	3,4	2,2	HOMAG, WEEKE, BHX	PDA.125030036.A05
150	30	PH:4/M6/48 LH + 4/M6/48 RH	36	3,2	2,2	HOMAG, WEEKE, BHX	PDA.150030036.A00
150	35	PH:4/M6/48 LH + 4/M6/48 RH	30	4,0	3,0		PDA.150035030.A00
150	35	PH:4/M5/50 LH/RH + 2/5,9/46-49	30	4,0	3,0	BIESSE SKIPPER	PDA.150035030.A03
150	35	PH:2/6,5/48	36	4,0	3,0		PDA.150035036.A03
160	30	PH: 3/6,5/40	36	3,2	2,2		PDA.160030036.A00
180	30	PH:4/M5/54 RH	36	4	2,8		PDA.180030036.P0R

PKA



Application:

For trimming and chamfering of plastic, veneer and solid wood edges.

Machines:

Edgebanders.

Materials:

Plastic (PCV, ABS), veneer and solid wood edges.

D mm	F mm	PH	Z	K mm	α	TOOTH CONF.	MACHINES	ARTICLE
80	20		16	2,4	2°	WZ	BIMATIC	PKA.080020016.P0A
80	30		12	3,2	10°	LH	BIMATIC	PKA.080030012.P0L
80	30		12	3,2	10°	RH	BIMATIC	PKA.080030012.P0R
85	30		12	3,2	10°	LH	BIMATIC	PKA.085030012.P0L
85	30		12	3,2	10°	RH	BIMATIC	PKA.085030012.P0R
100	22	PH:2/4/30	20	2,4	-6°	WZ	HEBROCK	PKA.100022020.N0A
100	22		20	3,2	5°	WZ	FELDER FORMAT 4 PERFECT 610 / 710	PKA.100022020.P1A
100	30		20	3,2	5°	WZ	FELDER G400 / G460 / G500 / G560	PKA.100030020.P1A
100	30		30	2,6	5°	LH	SREFANI	PKA.100030030.P0L
100	30		30	2,6	5°	RH	SREFANI	PKA.100030030.P0R
100	32		20	3,2	5°	LH	BRANDT	PKA.100032020.P1L
100	32		20	3,2	5°	RH	BRANDT	PKA.100032020.P1R
100	32		30	2,6	-10°	LH	BRANDT	PKA.100032030.N0L
100	32		30	2,6	-10°	RH	BRANDT	PKA.100032030.N0R
100	32		30	2,6	5°	WZ	BRANDT	PKA.100032030.P0A
100	32		30	3,2	1,5°	LH	BRANDT	PKA.100032030.P3L
100	32		30	3,2	1,5°	RH	BRANDT	PKA.100032030.P3R
110	22		20	3,6	5°	WZ	HOLZ-HER	PKA.110022020.P0A
110	32		30	3,2	5°	LH	HOMAG, BRANDT, CEHISA	PKA.110032030.P0L
110	32		30	3,2	5°	RH	HOMAG, BRANDT, CEHISA	PKA.110032030.P0R

Clipping Saw Blades for Edge Trimming

D mm	F mm	PH	Z	K mm	α	TOOTH CONF.	MACHINES	ARTICLE
115	30		30	3,2	5°	WZ	SCM K360 K560 K800	PKA.115030030.00A
115	30		30	3,2	5°	WZ 30°	SCM STEFANI	PKA.115030030.P0A
125	30		24	2,6	5°	LH	SCM	PKA.125030024.P0L
125	30		24	2,6	5°	RH	SCM	PKA.125030024.P0R
125	30		36	3,2	Poz.	WZ 5°	SCM K360 K560 K100	PKA.125030036.P1A
125	32		30	2,6	Poz.	LH	BRANDT	PKA.125032030.P0L
125	32		30	2,6	Poz.	RH	BRANDT	PKA.125032030.P0R
130	45	PH:4/4,5/55	20+4	3,6	Poz.	LH 30°	BIESSE STREAM	PKA.130045020.P0L
130	45	PH:4/4,5/55	20+4	3,6	Poz.	RH 30°	BIESSE STREAM	PKA.130045020.P0R
140	16		36	3,2	Poz.	LH	OTT	PKA.140016036.P0L
140	16		36	3,2	Poz.	RH	OTT	PKA.140016036.P0R
140	30	PH:3/8-12/40 LH + 3/8-12/40 RH	30	3,6	Poz.	WZZ	BIESSE AKRON	PKA.140030030.00A
150	35	PH:4/6,5/50 LH	24+6	3,8	Poz.	LH	SCM	PKA.150035030.P0L
150	35	PH:4/6,5/50 RH	24+6	3,8	Poz.	RH	SCM	PKA.150035030.P0R
160	22		48	3,2	Poz.	WZ	IMA	PKA.160022048.P0A
170	30	PH:4/5,5/52	36	3,2	Poz.	WZ		PKA.170030036.P0A

PCD & HM TOOLS

SOLID CARBIDE
ROUTER BITSPCD & VHM TOOLS FOR
COMPOSITESCHUCKS
& ACCESSORIESTOOLS FOR EDGEBANDING
MACHINES

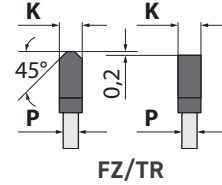
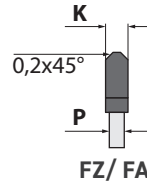
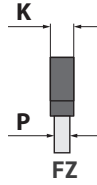
CIRCULAR SAW BLADES

DRILL BITS

STRAIGHT
& SYSTEM KNIVES

STARTER KIT

DSR



Application:

For grooving materials such as MDF, HDF, plywood, veneered materials or not, covered with paper veneer or laminate. Very good price-life ratio.

Machines:

Table saws, vertical and horizontal panel saws.

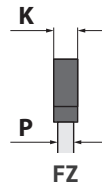
Materials:

MDF, HDF, plywood, veneered materials or not, covered with paper veneer or laminate.

D mm	F mm	PH	Z	K mm	TOOTH CONF.	PCD H mm	ARTICLE
100	20	-	24	3,6	FZ/FA	H4	DSR.100020024.014
100	20	-	24	4,0	FZ/FA	H4	DSR.100020024.024
100	20	-	24	3,2	FZ/FA	H4	DSR.100020024.034
120	20	3/M4/35 RH + 3/M4/35 LH	24	3,2	FZ/FA	H4	DSR.120020024.014
120	20	3/M4/35 LH + 3/M4/35 RH	24	4,0	FZ	H4	DSR.120020024.024
120	35	4/M5/50 LH + 4/M5/50 RH	20	4,0	FZ/TR	H4	DSR.120035020.004
120	35	4/M5/50 LH + 4/M5/50 RH	24	3,4	FZ/FA	H4	DSR.120035024.004
150	35	4/M5/50 LH + RH + 2/6/46-49	30	4,0	FZ/FA	H4	DSR.150035030.004
150	65	6/M6/90 LH + 6/M6/90 RH	36	4,0	FZ/FA	H5	DSR.150065036.025
200	65	6/M6/90 LH + 6/M6/90 RH	48	4,0	FZ	H6	DSR.200065048.016

HM Grooving Saw Blades

P05



Application:

For grooving cuts or for rebating, chamfering, grooving and profiling as a set of tools. Allows multi-rip grooves using different kerf thickness.

Machines:

For double-end tenoner and moulding machines.

Materials:

Soft and hardwood, wood-based panels, plastic.

D mm	F mm	Z	K mm	P mm	TOOTH CONF.	ARTICLE
125	30	12	1,5	1,2	FZ	P05.125030012.15P
125	30	12	1,8	1,2	FZ	P05.125030012.18P
125	30	12	2,0	1,4	FZ	P05.125030012.20P
125	30	12	2,5	1,6	FZ	P05.125030012.25P
125	30	12	3,0	2,0	FZ	P05.125030012.30P
125	30	12	3,5	2,5	FZ	P05.125030012.35P
125	30	12	4,0	2,8	FZ	P05.125030012.40P
125	30	12	4,5	3,2	FZ	P05.125030012.45P
125	30	12	5,0	4,0	FZ	P05.125030012.50P
125	30	12	6,0	4,0	FZ	P05.125030012.60P
150	30	18	1,8	1,2	FZ	P05.150030018.18P
150	30	18	2,0	1,4	FZ	P05.150030018.20P
150	30	18	2,5	1,6	FZ	P05.150030018.25P
150	30	18	3,0	2,0	FZ	P05.150030018.30P
150	30	18	3,5	2,5	FZ	P05.150030018.35P
150	30	18	4,0	2,8	FZ	P05.150030018.40P
150	30	18	5,0	4,0	FZ	P05.150030018.50P
150	30	18	6,0	4,0	FZ	P05.150030018.60P
150	30	18	7,0	6,0	FZ	P05.150030018.70P
150	30	18	8,0	6,0	FZ	P05.150030018.80P

PCD & HM TOOLS
 SOLID CARBIDE ROUTER BITS
 PCD & VHM TOOLS FOR COMPOSITES
 CHUCKS & ACCESSORIES
 TOOLS FOR EDGEBANDING MACHINES
 CIRCULAR SAW BLADES
 DRILL BITS
 STRAIGHT & SYSTEM KNIVES
 STARTER KIT

HM Grooving Saw Blades

D mm	F mm	Z	K mm	P mm	TOOTH CONF.	ARTICLE
180	30	24	2,0	1,4	FZ	P05.180030024.20P
180	30	24	2,5	1,6	FZ	P05.180030024.25P
180	30	24	3,0	2,0	FZ	P05.180030024.30P
180	30	24	3,5	2,5	FZ	P05.180030024.35P
180	30	24	4,0	2,8	FZ	P05.180030024.40P
180	30	24	5,0	4,0	FZ	P05.180030024.50P
180	30	24	6,0	4,0	FZ	P05.180030024.60P
180	30	24	7,0	6,0	FZ	P05.180030024.70P
180	30	24	8,0	6,0	FZ	P05.180030024.80P

PCD & HM TOOLS

SOLID CARBIDE
ROUTER BITSPCD & VHM TOOLS FOR
COMPOSITESCHUCKS
& ACCESSORIESTOOLS FOR EDGEBANDING
MACHINES

CIRCULAR SAW BLADES

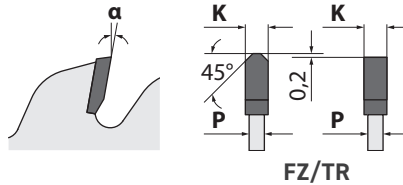
DRILL BITS

STRAIGHT
& SYSTEM KNIVES

STARTER KIT

Saw blades for processing non-ferrous & PVC profiles

PA1



Application:

Circular saw blade for cutting of non-ferrous profiles, plastic profiles (ex. PVC), etc., with wall thickness till 7 mm.

The material must always be well clamped to avoid vibration.

Narrow toothed saw blades for sawing thin walled non-ferrous and plastic profiles.

Machines:

For double cross cutting machines, CNC machines, mitre cutting machines, etc. Negative hook angle suited for cutting above.

Materials:

For cutting of non-ferrous profiles, plastic profiles (ex. PVC), etc., with wall thickness till 7 mm

Technical details:

Circular saw blade with triple chip flat grinded carbide teeth (HW). With negative hook angle and reinforced body for higher resistance to side hits and reduce vibrations. Suited for cutting from above. Blades are silenced.

D mm	F mm	PH	Z	K mm	P mm	α	ARTICLE
300	30	PH03	96	3,2	2,6	-5°	PA1.300030096.N00
300	30	PH03	96	3,2	2,6	5°	PA1.300030096.P00
330	30	PH03	102	3,6	3,0	-5°	PA1.330030102.N00
330	30	PH03	102	3,6	3,0	5°	PA1.330030102.P00
350	30	PH03	108	3,6	3,0	-5°	PA1.350030108.N00
350	30	PH03	108	3,6	3,0	5°	PA1.350030108.P00
350	32	4/11/63	108	3,6	3,0	-5°	PA1.350032108.N00
350	32	2/11/63	108	3,6	3,0	5°	PA1.350032108.P00
400	30	PH03	120	4,0	3,2	-5°	PA1.400030120.N00
400	30	PH03	120	4,0	3,2	5°	PA1.400030120.P00
400	32	2/11/63	120	4,0	3,2	-5°	PA1.400032120.N00
400	32	2/11/63	120	4,0	3,2	5°	PA1.400032120.P00
450	30	PH03	128	4,0	3,2	-5°	PA1.450030128.N00

Saw blades for processing non-ferrous & PVC profiles

D mm	F mm	PH	Z	K mm	P mm	α	ARTICLE
450	30	PH03	128	4,0	3,2	5°	PA1.450030128.P00
450	32	2/11/63	128	4,0	3,2	-5°	PA1.450032128.N00
450	32	2/11/63	128	4,0	3,2	5°	PA1.450032128.P00
500	30	2/10,5/70	140	4,2	3,4	-5°	PA1.500030140.N00
500	30	2/10,5/70	140	4,2	3,4	5°	PA1.500030140.P00
500	32	2/11/63	140	4,2	3,4	-5°	PA1.500032140.N00
550	32	2/11/63	140	4,2	3,4	5°	PA1.500032140.P00
550	30	2/10,5/70	140	4,2	3,4	5°	PA1.550030140.P00
550	30	2/10,5/70	168	4,2	3,4	5°	PA1.550030168.P00
550	32	2/11/63	140	4,2	3,4	5°	PA1.550032140.P00
600	32	2/11/63	144	4,6	4,0	5°	PA1.600032144.P00
600	40	2/11/63	140	4,6	4,0	5°	PA1.600040140.P00

PCD & HM TOOLS

SOLID CARBIDE
ROUTER BITSPCD & VHM TOOLS FOR
COMPOSITESCHUCKS
& ACCESSORIESTOOLS FOR EDGEBANDING
MACHINES

CIRCULAR SAW BLADES

DRILL BITS

STRAIGHT
& SYSTEM KNIVES













STARTER KIT



DRILLING PROCESS



Chapter
Drill bits



PCD & HM TOOLS

SOLID CARBIDE
ROUTER BITS

PCD & VHM TOOLS FOR
COMPOSITES

CHUCKS
& ACCESSORIES

TOOLS FOR EDGEBANDING
MACHINES

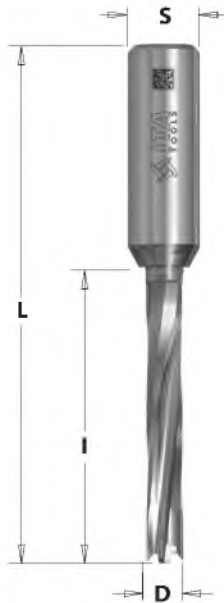
CIRCULAR SAW BLADES

DRILL BITS

STRAIGHT
& SYSTEM KNIVES

STARTER KIT

BBXV



VHM

Z2

V2

RH

LH

Technical details:

- Premium quality super strength steel shank for improved resistance and durability
- Flute length in premium quality HWM
- 2 cutting edges [Z2] + 2 curved ground spurs [V2]
- 2 spiral flutes
- Parallel shank with driving flat and adjustable screw length
- Recommended feed speed $1 \div 4$ m/minute – RPM 6000

Application:

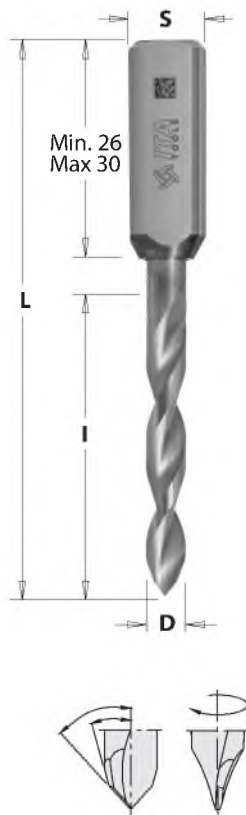
Ideal for chipboard, MDF, HDF and laminates. No center-point or spurs means perfect bores in low-thickness panels. For use on boring machines equipped with adaptors and/or with chucks.

D mm	l mm	L mm	S mm	ARTICLE RH	ARTICLE LH
5	30	70	10x27	BBXV.050.030.070.02R	BBXV.050.030.070.02L
6	30	70	10x27	BBXV.060.030.070.02R	BBXV.060.030.070.02L
7	30	70	10x27	BBXV.070.030.070.02R	BBXV.070.030.070.02L
8	30	70	10x24	BBXV.080.030.070.02R	BBXV.080.030.070.02L
10	30	70	10x26	BBXV.100.030.070.02R	BBXV.100.030.070.02L

Spare parts:

BBS1.M5.10	BBS1.M5.11

TBV2



Technical details:

- Premium quality super-strength steel shank
- High quality HWM body
- 2 precision ground cutting edges [Z2] - double angle
- 2 spiral flutes
- Parallel shank with driving flat and adjustable screw length

Application:

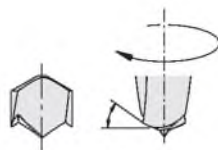
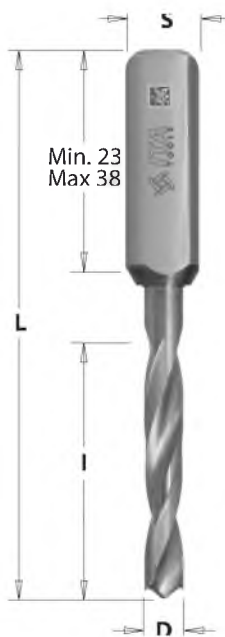
For drilling through holes in solid wood, wood derivatives and laminates.
For use on boring machine centres equipped with adaptors and/or chucks.

D mm	l mm	L mm	S mm	ARTICLE RH	ARTICLE LH
3	27	70	10x30	TBV2.030.027.070.02R	TBV2.030.027.070.02L
4	35	70	10x26	TBV2.040.035.070.01R	TBV2.040.035.070.01L
5	35	70	10x26	TBV2.050.035.070.01R	TBV2.050.035.070.01L
6	35	70	10x26	TBV2.060.035.070.01R	TBV2.060.035.070.01L
8	35	70	10x26	TBV2.080.035.070.01R	TBV2.080.035.070.01L
10	35	70	10x27	TBV2.100.035.070.01R	TBV2.100.035.070.01L

Spare parts:

BBS1.M5.08	BBS1.M5.11

BBV5 | BBV6



Technical details:

- Premium quality super-strength steel shank
- High quality HWM body
- Centre point
- 2 cutting edges [Z2]
- 2 spiral flutes
- 2 curved, negatively ground spurs [V2]
- Parallel shank with driving flat and adjustable screw length

Application:

For drilling blind holes in solid wood, wood derivatives and laminates.
For use on boring machines equipped with adaptors and/or with chucks.

BBV5

D mm	I mm	L mm	S mm	ARTICLE RH	ARTICLE LH
2	12	57,5	10x27	BBV5.020.012.057.01R	BBV5.020.012.057.01L
3	18	57,5	10x25	BBV5.030.018.057.01R	BBV5.030.018.057.01L
4	20	57,5	10x25	BBV5.040.020.057.01R	BBV5.040.020.057.01L
5	22	57,5	10x23	BBV5.050.022.057.01R	BBV5.050.022.057.01L
6	22	57,5	10x25	BBV5.060.022.057.01R	BBV5.060.022.057.01L
8	22	57,5	10x25	BBV5.080.022.057.01R	BBV5.080.022.057.01L
10	22	57,5	10x25	BBV5.100.022.057.01R	BBV5.100.022.057.01L

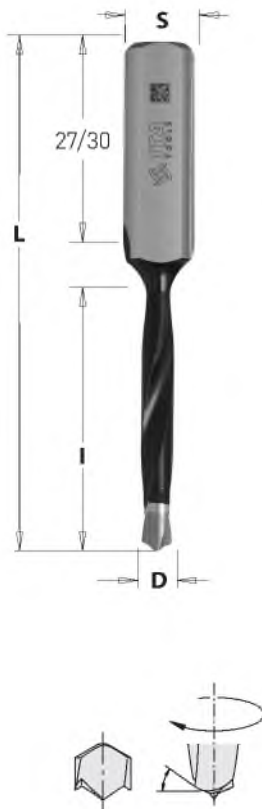
BBV6

D mm	I mm	L mm	S mm	ARTICLE RH	ARTICLE LH
2	12	70	10x39	BBV6.020.012.070.03R	BBV6.020.012.070.03L
3	18	70	10x38	BBV6.030.018.070.03R	BBV6.030.018.070.03L
4	27	70	10x30	BBV6.040.027.070.02R	BBV6.040.027.070.02L
5	30	70	10x28	BBV6.050.030.070.02R	BBV6.050.030.070.02L
6	30	70	10x29	BBV6.060.030.070.02R	BBV6.060.030.070.02L
8	35	70	10x22	BBV6.080.035.070.01R	BBV6.080.035.070.01L
10	35	70	10x25	BBV6.100.035.070.01R	BBV6.100.035.070.01L

Spare parts:

BBS1.M5.10	BBS1.M5.11

BBX5 | BBX6



Technical details:

- Premium quality super-strength steel
- Orange or black P.T.F.E. coating
- High quality extra-fine micrograin carbide body
- 2 cutting edges [Z2] - double angle
- 2 spiral flutes
- 2 curved, negatively ground spurs [V2]
- Parallel shank with driving flat and adjustable screw length

Application:

For drilling blind holes in solid wood, wood derivatives and laminates.
For use on boring machines equipped with adaptors and/or chucks.

BBX5

D mm	l mm	L mm	S mm	ARTICLE RH	ARTICLE LH
5	27	57,5	10x27	BBX5.050.027.057.01R	BBX5.050.027.057.01L
6	27	57,5	10x27	BBX5.060.027.057.01R	BBX5.060.027.057.01L
7	27	57,5	10x27	BBX5.070.027.057.01R	BBX5.070.027.057.01L
8	27	57,5	10x27	BBX5.080.027.057.01R	BBX5.080.027.057.01L
9	27	57,5	10x27	BBX5.090.027.057.01R	BBX5.090.027.057.01L
10	27	57,5	10x27	BBX5.100.027.057.01R	BBX5.100.027.057.01L

Spare parts:

BBS1.M5.10	BBS1.M5.11

BBX6

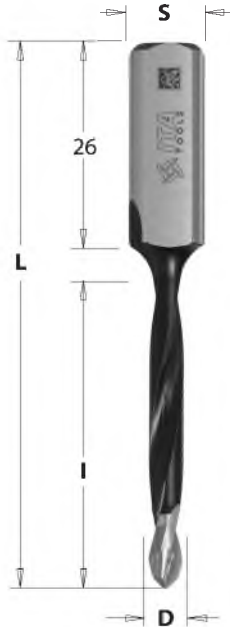
D mm	l mm	L mm	S mm	ARTICLE RH	ARTICLE LH
5	35	70	10x30	BBX6.050.035.070.02R	BBX6.050.035.070.02L
6	35	70	10x30	BBX6.060.035.070.02R	BBX6.060.035.070.02L
7	35	70	10x30	BBX6.070.035.070.02R	BBX6.070.035.070.02L
8	35	70	10x30	BBX6.080.035.070.02R	BBX6.080.035.070.02L
9	35	70	10x30	BBX6.090.035.070.02R	BBX6.090.035.070.02L
10	35	70	10x30	BBX6.100.035.070.02R	BBX6.100.035.070.02L

Spare parts:

BBS1.M5.10	BBS1.M5.11

XTreme Dowel Drills for Through Holes

TBX2



Technical details:

- Super-strength steel
- Spiral portion coated with orange or black P.T.F.E.
- Extra-fine micrograin carbide spiral portion with centre point
- HW head with precision balanced centre point
- 2 precision ground cutting edges [Z2]
- Double angle
- 2 spiral flutes
- Parallel shank with driving flat and length adjusting screw

Application:

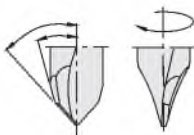
For drilling through holes in solid wood, wood derivatives and laminates.
For use on boring machines equipped with adaptors and/or chucks.

TBX2

D mm	l mm	L mm	S mm	ARTICLE RH	ARTICLE LH
5	35	70	10x26	TBX2.050.035.070.01R	TBX2.050.035.070.01L
6	35	70	10x26	TBX2.060.035.070.01R	TBX2.060.035.070.01L
7	35	70	10x26	TBX2.070.035.070.01R	TBX2.070.035.070.01L
8	35	70	10x26	TBX2.080.035.070.01R	TBX2.080.035.070.01L
10	35	70	10x26	TBX2.100.035.070.01R	TBX2.100.035.070.01L

Spare parts:

BBS1.M5.10	BBS1.M5.11



PCD & HM TOOLS

SOLID CARBIDE
ROUTER BITS

PCD & VHM TOOLS FOR
COMPOSITES

CHUCKS
& ACCESSORIES

TOOLS FOR EDGEBANDING
MACHINES

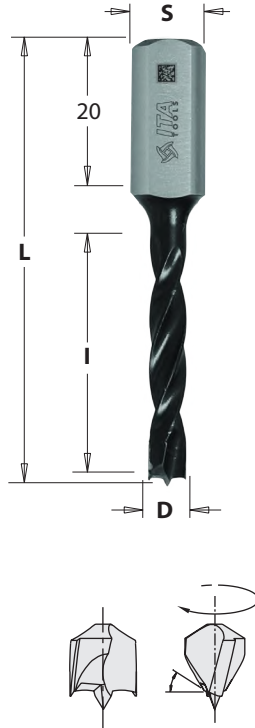
CIRCULAR SAW BLADES

DRILL BITS

STRAIGHT
& SYSTEM KNIVES

STARTER KIT

BBH3



Technical details:

- Super-strength steel
- Cutter portion coated with black or orange P.T.F.E.
- HW head with precision balanced centre point
- 2 HW precision ground cutting edges [Z2]
- Negatively ground spurs [V2]
- 4 spiral flutes
- Parallel shank with driving flat and length adjusting screw

Application:

Used on boring machines equipped with adapters or chucks.
Used to drill blind holes in solid wood, wood composites, plastic and laminated materials.

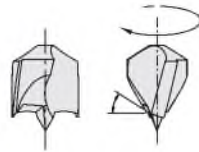
D mm	l mm	L mm	S mm	ARTICLE RH	ARTICLE LH
4	27	57,5	10x20	BBH3.040.026.057.00R	BBH3.040.026.057.00L
5	27	57,5	10x20	BBH3.050.030.057.00R	BBH3.050.030.057.00L
6	27	57,5	10x20	BBH3.060.030.057.00R	BBH3.060.030.057.00L
6,4	27	57,5	10x20	BBH3.064.030.057.00R	BBH3.064.030.057.00L
7	27	57,5	10x20	BBH3.070.030.057.00R	BBH3.070.030.057.00L
8	27	57,5	10x20	BBH3.080.030.057.00R	BBH3.080.030.057.00L
9	27	57,5	10x20	BBH3.090.030.057.00R	BBH3.090.030.057.00L
9,5	27	57,5	10x20	BBH3.095.030.057.00R	BBH3.095.030.057.00L
10	27	57,5	10x20	BBH3.100.030.057.00R	BBH3.100.030.057.00L

Spare parts:

BBS1.M5.10	BBS1.M5.11

4 Flute Dowel Drills

BBH5



Technical details:

- Super-strength steel
- Cutter portion coated with black or orange P.T.F.E.
- HW head with precision balanced centre point
- 2 HW precision ground cutting edges [Z2]
- Negatively ground spurs [V2]
- 4 spiral flutes
- Parallel shank with driving flat and length adjusting screw

Application:

Used on boring machines equipped with adapters or chucks.

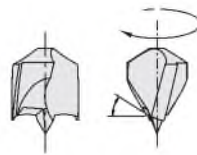
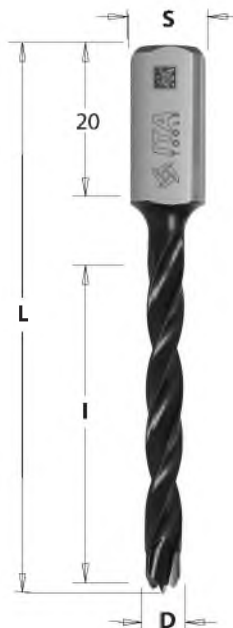
Used to drill blind holes in solid wood, wood composites, plastic and laminated materials.

D mm	I mm	L mm	S mm	ARTICLE RH	ARTICLE LH
4	27	57,5	10x27	BBH5.040.027.057.01R	BBH5.040.027.057.01L
4,5	27	57,5	10x27	BBH5.045.027.057.01R	BBH5.045.027.057.01L
4,7	27	57,5	10x27	BBH5.047.027.057.01R	BBH5.047.027.057.01L
5	27	57,5	10x27	BBH5.050.027.057.01R	BBH5.050.027.057.01L
5,1	27	57,5	10x27	BBH5.051.027.057.01R	BBH5.051.027.057.01L
5,2	27	57,5	10x27	BBH5.052.027.057.01R	BBH5.052.027.057.01L
5,5	27	57,5	10x27	BBH5.055.027.057.01R	BBH5.055.027.057.01L
6	27	57,5	10x27	BBH5.060.027.057.01R	BBH5.060.027.057.01L
6,4	27	57,5	10x27	BBH5.064.027.057.01R	BBH5.064.027.057.01L
6,5	27	57,5	10x27	BBH5.065.027.057.01R	BBH5.065.027.057.01L
7	27	57,5	10x27	BBH5.070.027.057.01R	BBH5.070.027.057.01L
8	27	57,5	10x27	BBH5.080.027.057.01R	BBH5.080.027.057.01L
8,2	27	57,5	10x27	BBH5.082.027.057.01R	BBH5.082.027.057.01L
9	27	57,5	10x27	BBH5.090.027.057.01R	BBH5.090.027.057.01L
9,5	27	57,5	10x27	BBH5.095.027.057.01R	BBH5.095.027.057.01L
10	27	57,5	10x27	BBH5.100.027.057.01R	BBH5.100.027.057.01L
11	27	57,5	10x27	BBH5.110.027.057.01R	BBH5.110.027.057.01L
12	27	57,5	10x27	BBH5.120.027.057.01R	BBH5.120.027.057.01L
12,7	27	57,5	10x27	BBH5.127.027.057.01R	BBH5.127.027.057.01L
13	27	57,5	10x27	BBH5.130.027.057.01R	BBH5.130.027.057.01L
14	27	57,5	10x27	BBH5.140.027.057.01R	BBH5.140.027.057.01L
15	27	57,5	10x27	BBH5.150.027.057.01R	BBH5.150.027.057.01L
16	27	57,5	10x27	BBH5.160.027.057.01R	BBH5.160.027.057.01L

Spare parts:

BBS1.M5.10	BBS1.M5.11

BBH4



Technical details:

- Super-strength steel
- Cutter portion coated with black or orange P.T.F.E.
- HW head with precision balanced centre point
- 2 HW precision ground cutting edges [Z2]
- Negatively ground spurs [V2]
- 4 spiral flutes
- Parallel shank with driving flat and length adjusting screw

Application:

Used on boring machines equipped with adapters or chucks.

Used to drill blind holes in solid wood, wood composites, plastic and laminated materials.

D mm	l mm	L mm	S mm	ARTICLE RH	ARTICLE LH
4	43	70	10x20	BBH4.040.043.070.00R	BBH4.040.043.070.00L
5	43	70	10x20	BBH4.050.043.070.00R	BBH4.050.043.070.00L
6	43	70	10x20	BBH4.060.043.070.00R	BBH4.060.043.070.00L
6,4	43	70	10x20	BBH4.064.043.070.00R	BBH4.064.043.070.00L
7	43	70	10x20	BBH4.070.043.070.00R	BBH4.070.043.070.00L
7,5	43	70	10x20	BBH4.075.043.070.00R	BBH4.075.043.070.00L
8	43	70	10x20	BBH4.080.043.070.00R	BBH4.080.043.070.00L
9	43	70	10x20	BBH4.090.043.070.00R	BBH4.090.043.070.00L
9,5	43	70	10x20	BBH4.095.043.070.00R	BBH4.095.043.070.00L
10	43	70	10x20	BBH4.100.043.070.00R	BBH4.100.043.070.00L
11	43	70	10x20	BBH4.110.043.070.00R	BBH4.110.043.070.00L
12	43	70	10x20	BBH4.120.043.070.00R	BBH4.120.043.070.00L
12,7	43	70	10x20	BBH4.127.043.070.00R	BBH4.127.043.070.00L
13	43	70	10x20	BBH4.130.043.070.00R	BBH4.130.043.070.00L
14	43	70	10x20	BBH4.140.043.070.00R	BBH4.140.043.070.00L
15	43	70	10x20	BBH4.150.043.070.00R	BBH4.150.043.070.00L
16	43	70	10x20	BBH4.160.043.070.00R	BBH4.160.043.070.00L

Spare parts:

BBS1.M5.10	BBS1.M5.11

4 Flute Dowel Drills

BBH6



Technical details:

- Super-strength steel
- Cutter portion coated with black or orange P.T.F.E.
- HW head with precision balanced centre point
- 2 HW precision ground cutting edges [Z2]
- Negatively ground spurs [V2]
- 4 spiral flutes
- Parallel shank with driving flat and length adjusting screw

Application:

Used on boring machines equipped with adapters or chucks.

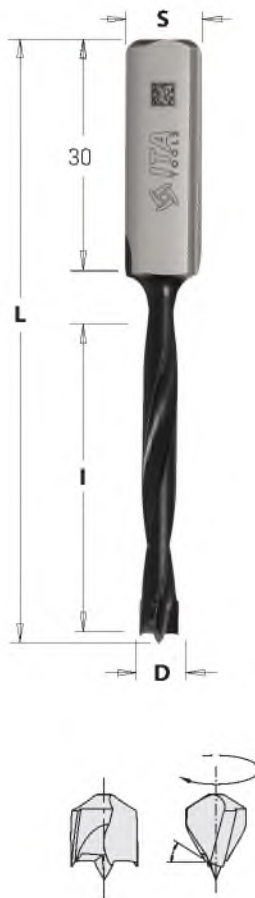
Used to drill blind holes in solid wood, wood composites, plastic and laminated materials.

D mm	I mm	L mm	S mm	ARTICLE RH	ARTICLE LH
4	35	70	10x30	BBH6.040.035.070.02R	BBH6.040.035.070.02L
4,5	35	70	10x30	BBH6.045.035.070.02R	BBH6.045.035.070.02L
4,7	35	70	10x30	BBH6.047.035.070.02R	BBH6.047.035.070.02L
5	35	70	10x30	BBH6.050.035.070.02R	BBH6.050.035.070.02L
5,1	35	70	10x30	BBH6.051.035.070.02R	BBH6.051.035.070.02L
5,2	35	70	10x30	BBH6.052.035.070.02R	BBH6.052.035.070.02L
5,5	35	70	10x30	BBH6.055.035.070.02R	BBH6.055.035.070.02L
6	35	70	10x30	BBH6.060.035.070.02R	BBH6.060.035.070.02L
6,4	35	70	10x30	BBH6.064.035.070.02R	BBH6.064.035.070.02L
6,5	35	70	10x30	BBH6.065.035.070.02R	BBH6.065.035.070.02L
7	35	70	10x30	BBH6.070.035.070.02R	BBH6.070.035.070.02L
8	35	70	10x30	BBH6.080.035.070.02R	BBH6.080.035.070.02L
8,2	35	70	10x30	BBH6.082.035.070.02R	BBH6.082.035.070.02L
9	35	70	10x30	BBH6.090.035.070.02R	BBH6.090.035.070.02L
9,5	35	70	10x30	BBH6.095.035.070.02R	BBH6.095.035.070.02L
10	35	70	10x30	BBH6.100.035.070.02R	BBH6.100.035.070.02L
11	35	70	10x30	BBH6.110.035.070.02R	BBH6.110.035.070.02L
11,1	35	70	10x30	BBH6.111.035.070.02R	BBH6.111.035.070.02L
12	35	70	10x30	BBH6.120.035.070.02R	BBH6.120.035.070.02L
12,7	35	70	10x30	BBH6.127.035.070.02R	BBH6.127.035.070.02L
13	35	70	10x30	BBH6.130.035.070.02R	BBH6.130.035.070.02L
14	35	70	10x30	BBH6.140.035.070.02R	BBH6.140.035.070.02L
15	35	70	10x30	BBH6.150.035.070.02R	BBH6.150.035.070.02L
16	35	70	10x30	BBH6.160.035.070.02R	BBH6.160.035.070.02L

Spare parts:

BBS1.M5.10	BBS1.M5.11

BBH7



Technical details:

- Super-strength steel
- Spiral portion coated with orange or black P.T.F.E.
- HW head with precision balanced centre point
- 2 HW precision ground cutting edges [Z2]
- 2 negatively ground spurs [V2]
- 2 spiral flutes
- Parallel shank with driving flat and length adjusting screw

Applicaton:

Used on boring machines equipped with adapters or chucks.

Used to drill blind holes in solid wood, wood composites, plastic and laminated materials.

D mm	l mm	L mm	S mm	ARTICLE RH	ARTICLE LH
5	44	77	10x30	BBH7.050.044.077.02R	BBH7.050.044.077.02L
6	44	77	10x30	BBH7.060.044.077.02R	BBH7.060.044.077.02L
7	44	77	10x30	BBH7.070.044.077.02R	BBH7.070.044.077.02L
8	44	77	10x30	BBH7.080.044.077.02R	BBH7.080.044.077.02L
10	44	77	10x30	BBH7.100.044.077.02R	BBH7.100.044.077.02L
12	44	77	10x30	BBH7.120.044.077.02R	BBH7.120.044.077.02L

Spare parts:

BBS1.M5.10	BBS1.M5.11

BBH8 | BBH9



Technical details:

- Super-strength steel
- Cutter portion coated with black or orange P.T.F.E.
- HW head with precision balanced centre point
- 2 HW precision ground cutting edges [Z2]
- Negatively ground spurs [V2]
- 4 spiral flutes
- Parallel shank with driving flat and length adjusting screw

Application:

Used on boring machines equipped with adapters or chucks.
Used to drill blind holes in solid wood, wood composites, plastic and laminated materials.

BBH8

D mm	l mm	L mm	S mm	ARTICLE RH	ARTICLE LH
5	65	105	10x30	BBH8.050.065.105.12R	BBH8.050.065.105.12L
6	65	105	10x30	BBH8.060.065.105.12R	BBH8.060.065.105.12L
7	65	105	10x30	BBH8.070.065.105.12R	BBH8.070.065.105.12L
8	65	105	10x30	BBH8.080.065.105.12R	BBH8.080.065.105.12L
10	65	105	10x30	BBH8.100.065.105.12R	BBH8.100.065.105.12L
12	65	105	10x30	BBH8.120.065.105.12R	BBH8.120.065.105.12L

BBH9

D mm	l mm	L mm	S mm	ARTICLE RH	ARTICLE LH
5	50	85	10x27	BBH9.050.050.085.11R	BBH9.050.050.085.11L
6	50	85	10x27	BBH9.060.050.085.11R	BBH9.060.050.085.11L
7	50	85	10x27	BBH9.070.050.085.11R	BBH9.070.050.085.11L
8	50	85	10x27	BBH9.080.050.085.11R	BBH9.080.050.085.11L
10	50	85	10x27	BBH9.100.050.085.11R	BBH9.100.050.085.11L
12	50	85	10x27	BBH9.120.050.085.11R	BBH9.120.050.085.11L

Spare parts:

BBS1.M5.10	BBS1.M5.11

PCD & HM TOOLS
 SOLID CARBIDE ROUTER BITS
 PCD & VHM TOOLS FOR COMPOSITES
 CHUCKS & ACCESSORIES
 TOOLS FOR EDGEBANDING MACHINES
 CIRCULAR SAW BLADES
 DRILL BITS
 STRAIGHT & SYSTEM KNIVES
 STARTER KIT

BBH1 | BBH2



Technical details:

- Super-strength steel
- Cutter portion coated with black or orange P.T.F.E.
- HW head with precision balanced centre point
- 2 HW precision ground cutting edges [Z2]
- Negatively ground spurs [V2]
- 4 spiral flutes
- Parallel shank with driving flat and length adjusting screw

Application:

Used on boring machines equipped with adapters or chucks.
Used to drill blind holes in solid wood, wood composites, plastic and laminated materials.

BBH1

D mm	l mm	L mm	S mm	ARTICLE RH	ARTICLE LH
5	30	55,5	8x20	BBH1.050.030.055.14R	BBH1.050.030.055.14L
5,5	30	55,5	8x20	BBH1.055.030.055.14R	BBH1.055.030.055.14L
6	30	55,5	8x20	BBH1.060.030.055.14R	BBH1.060.030.055.14L
6,4	30	55,5	8x20	BBH1.064.030.055.14R	BBH1.064.030.055.14L
7	30	55,5	8x20	BBH1.070.030.055.14R	BBH1.070.030.055.14L
8	30	55,5	8x20	BBH1.080.030.055.14R	BBH1.080.030.055.14L
9	30	55,5	8x20	BBH1.090.030.055.14R	BBH1.090.030.055.14L
10	30	55,5	8x20	BBH1.100.030.055.14R	BBH1.100.030.055.14L
12	30	55,5	8x20	BBH1.120.030.055.14R	BBH1.120.030.055.14L

BBH2

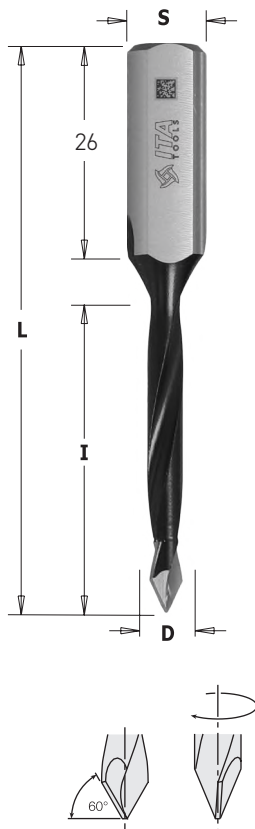
D mm	l mm	L mm	S mm	ARTICLE RH	ARTICLE LH
5	40	67	8x20	BBH2.050.040.067.14R	BBH2.050.040.067.14L
5,5	40	67	8x20	BBH2.055.040.067.14R	BBH2.055.040.067.14L
6	40	67	8x20	BBH2.060.040.067.14R	BBH2.060.040.067.14L
6,4	40	67	8x20	BBH2.064.040.067.14R	BBH2.064.040.067.14L
7	40	67	8x20	BBH2.070.040.067.14R	BBH2.050.070.067.14L
8	40	67	8x20	BBH2.080.040.067.14R	BBH2.080.040.067.14L
9	40	67	8x20	BBH2.090.040.067.14R	BBH2.090.040.067.14L
10	40	67	8x20	BBH2.100.040.067.14R	BBH2.100.040.067.14L
12	40	67	8x20	BBH2.120.040.067.14R	BBH2.120.040.067.14L

Spare parts:

BBS1.M5.10	BBS1.M5.11

2 Flute Dowel Drills for Through Holes

TBH1 | TBH2



Technical details:

- Super-strength steel
- Spiral portion coated with orange or black P.T.F.E.
- HW head with precision balanced centre point
- 2 precision ground cutting edges [Z2]
- 2 spiral flutes
- Parallel shank with driving flat and length adjusting screw

Application:

Used on boring machines and dowel drilling devices.

Use for drilling through holes in solid wood, wood composites, plastic and laminated materials.

TBH1

for panels with maximum **20 mm** in thickness

D mm	l mm	L mm	S mm	ARTICLE RH	ARTICLE LH
5	27	57,5	10x26	TBH1.050.027.057.01R	TBH1.050.027.057.01L
6	27	57,5	10x26	TBH1.060.027.057.01R	TBH1.060.027.057.01L
8	27	57,5	10x26	TBH1.080.027.057.01R	TBH1.080.027.057.01L
10	27	57,5	10x26	TBH1.100.027.057.01R	TBH1.100.027.057.01L

TBH2

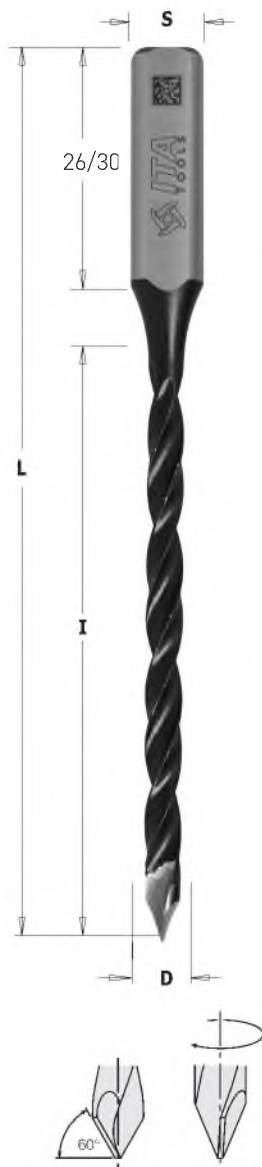
for panels with maximum **25-30 mm** in thickness

D mm	l mm	L mm	S mm	ARTICLE RH	ARTICLE LH
4	30	70	10x26	TBH2.040.030.070.01R	TBH2.040.030.070.01L
4,7	35	70	10x26	TBH2.047.030.070.01R	TBH2.047.030.070.01L
5	35	70	10x26	TBH2.050.030.070.01R	TBH2.050.030.070.01L
5,5	35	70	10x26	TBH2.055.030.070.01R	TBH2.055.030.070.01L
6	35	70	10x26	TBH2.060.030.070.01R	TBH2.060.030.070.01L
6,4	35	70	10x26	TBH2.064.030.070.01R	TBH2.064.030.070.01L
7	35	70	10x26	TBH2.070.030.070.01R	TBH2.070.030.070.01L
8	35	70	10x26	TBH2.080.030.070.01R	TBH2.080.030.070.01L
9	35	70	10x26	TBH2.090.030.070.01R	TBH2.090.030.070.01L
9,5	35	70	10x26	TBH2.095.030.070.01R	TBH2.095.030.070.01L
10	35	70	10x26	TBH2.100.030.070.01R	TBH2.100.030.070.01L
12	35	70	10x26	TBH2.120.030.070.01R	TBH2.120.030.070.01L
12,7	35	70	10x26	TBH2.127.030.070.01R	TBH2.127.030.070.01L

Spare parts:

BBS1.M5.10	BBS1.M5.11

TBH3 | TBH5



Technical details:

- Super-strength steel
- Spiral portion coated with orange or black P.T.F.E.
- HW head with precision balanced centre point
- 2 precision ground cutting edges [Z2]
- 2 spiral flutes
- Parallel shank with driving flat and length adjusting screw

Application:

Used on boring machines and dowel drilling devices.

Use for drilling through holes in solid wood, wood composites, plastic and laminated materials.

TBH3

for panels with maximum **40 mm** in thickness

D mm	l mm	L mm	S mm	ARTICLE RH	ARTICLE LH
5	44	77	10x26	TBH3.050.044.077.01R	TBH3.050.044.077.01L
6	44	77	10x26	TBH3.060.044.077.01R	TBH3.060.044.077.01L
8	44	77	10x26	TBH3.080.044.077.01R	TBH3.080.044.077.01L
10	44	77	10x26	TBH3.100.044.077.01R	TBH3.100.044.077.01L
12	44	77	10x26	TBH3.120.044.077.01R	TBH3.120.044.077.01L

TBH5

for panels with maximum **60-65 mm** in thickness

D mm	l mm	L mm	S mm	ARTICLE RH	ARTICLE LH
5	70	115	10x30	TBH5.050.070.115.12R	TBH5.050.070.115.12L
6	70	115	10x30	TBH5.060.070.115.12R	TBH5.060.070.115.12L
8	70	115	10x30	TBH5.080.070.115.12R	TBH5.080.070.115.12L
10	70	115	10x30	TBH5.100.070.115.12R	TBH5.100.070.115.12L

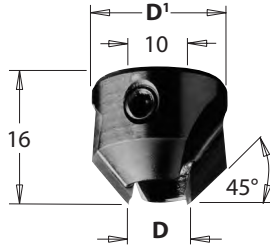
Spare parts:

BBS1.M5.10	BBS1.M5.11

Countersinks for 2 Flutes Dowel Drills

BBC1

Direct clamp on the shank of the drills



Technical details:

- Super-strength steel
- 2 precision ground carbide tipped cutting edges [Z2].

Application:

Used for chamfering and drilling in solid wood, wood composites, plastic and laminated materials.

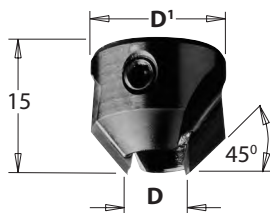
D mm	D ¹ mm	ARTICLE RH	ARTICLE LH
5 - 10	20	BBC1.050.20.01R	BBC1.050.20.01L
11 - 12	22	BBC1.110.20.01R	BBC1.110.20.01L

Spare parts:

BBS1.M5.05	991.062.00

BBC2

Countersinks for 4 Flutes Dowel Drills



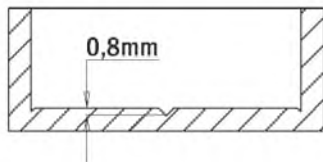
D mm	D ¹ mm	ARTICLE RH	ARTICLE LH
3	16	BBC2.030.016.01R	BBC2.030.016.01L
3,5	16	BBC2.035.016.01R	BBC2.035.016.01L
4	16	BBC2.040.016.01R	BBC2.040.016.01L
5	16	BBC2.050.016.01R	BBC2.050.016.01L
6	16	BBC2.060.016.01R	BBC2.060.016.01L
7	16	BBC2.070.016.01R	BBC2.070.016.01L
8	18	BBC2.080.016.01R	BBC2.080.016.01L
9	18	BBC2.090.016.01R	BBC2.090.016.01L
10	20	BBC2.100.016.01R	BBC2.100.016.01L
12	20	BBC2.120.016.01R	BBC2.120.016.01L

Spare parts:

990.006.00	991.062.00

PCD & HM TOOLS
 SOLID CARBIDE ROUTER BITS
 PCD & VHM TOOLS FOR COMPOSITES
 CHUCKS & ACCESSORIES
 TOOLS FOR EDGEBANDING MACHINES
 CIRCULAR SAW BLADES
 DRILL BITS
 STRAIGHT & SYSTEM KNIVES
 STARTER KIT

HBX1 | HBX2



Technical details:

- Super-strength steel
- Cutter portion coated with orange or black P.T.F.E.
- HW head with precision balanced centre point
- 2 HW precision ground cutting edges [Z2]
- 2 negatively ground spurs [V2]
- Parallel shank with driving flat and length adjusting screw

Application:

Ideal for hinges. Use on boring machines equipped with adapters or chucks. Use for drilling accurate and cleancut blind holes in solid wood, wood composites, plastic and laminated materials.

HBX1

D mm	L mm	S mm	ARTICLE RH	ARTICLE LH
15	57,5	10x26	HBX1.150.057.1R	HBX1.150.057.1L
18	57,5	10x26	HBX1.180.057.1R	HBX1.180.057.1L
20	57,5	10x26	HBX1.200.057.1R	HBX1.200.057.1L
25	57,5	10x26	HBX1.250.057.1R	HBX1.250.057.1L
26	57,5	10x26	HBX1.260.057.1R	HBX1.260.057.1L
35	57,5	10x26	HBX1.350.057.1R	HBX1.350.057.1L

HBX2

D mm	L mm	S mm	ARTICLE RH	ARTICLE LH
15	70	10x26	HBX2.150.070.1R	HBX2.150.070.1L
18	70	10x26	HBX2.180.070.1R	HBX2.180.070.1L
20	70	10x26	HBX2.200.070.1R	HBX2.200.070.1L
25	70	10x26	HBX2.250.070.1R	HBX2.250.070.1L
26	70	10x26	HBX2.260.070.1R	HBX2.260.070.1L
35	70	10x26	HBX2.350.070.1R	HBX2.350.070.1L

Spare parts:

BBS1.M5.10	BBS1.M5.11

HBH1



Technical details:

- Super-strength steel
- Cutter portion coated with orange or black P.T.F.E.
- HW head with precision balanced centre point
- HW precision ground cutting edges [Z2]
- 2 negatively ground spurs [V2]
- Parallel shank with driving flat and length adjusting screw

Application:

Ideal for hinges. Use on boring machines equipped with adapters or chucks. Use for drilling accurate and clean-cut blind holes in solid wood, wood composites, plastic and laminated materials.

D mm	L mm	S mm	ARTICLE RH	ARTICLE LH
14	57,5	10x26	HBH1.140.057.1R	HBH1.140.057.1L
15	57,5	10x26	HBH1.150.057.1R	HBH1.150.057.1L
16	57,5	10x26	HBH1.160.057.1R	HBH1.160.057.1L
17	57,5	10x26	HBH1.170.057.1R	HBH1.170.057.1L
18	57,5	10x26	HBH1.180.057.1R	HBH1.180.057.1L
19	57,5	10x26	HBH1.190.057.1R	HBH1.190.057.1L
20	57,5	10x26	HBH1.200.057.1R	HBH1.200.057.1L
22	57,5	10x26	HBH1.220.057.1R	HBH1.220.057.1L
24	57,5	10x26	HBH1.240.057.1R	HBH1.240.057.1L
25	57,5	10x26	HBH1.250.057.1R	HBH1.250.057.1L
26	57,5	10x26	HBH1.260.057.1R	HBH1.260.057.1L
28	57,5	10x26	HBH1.280.057.1R	HBH1.280.057.1L
30	57,5	10x26	HBH1.300.057.1R	HBH1.300.057.1L
32	57,5	10x26	HBH1.320.057.1R	HBH1.320.057.1L
34	57,5	10x26	HBH1.340.057.1R	HBH1.340.057.1L
35	57,5	10x26	HBH1.350.057.1R	HBH1.350.057.1L
38	57,5	10x26	HBH1.380.057.1R	HBH1.380.057.1L
40	57,5	10x26	HBH1.400.057.1R	HBH1.400.057.1L
42	57,5	10x26	HBH1.420.057.1R	HBH1.420.057.1L
45	57,5	10x26	HBH1.450.057.1R	HBH1.450.057.1L
50	57,5	10x26	HBH1.500.057.1R	HBH1.500.057.1L
55	57,5	10x26	HBH1.550.057.1R	HBH1.550.057.1L
60	57,5	10x26	HBH1.600.057.1R	HBH1.600.057.1L

Spare parts:

BBS1.M5.10	BBS1.M5.11

PCD & HM TOOLS
 SOLID CARBIDE ROUTER BITS
 PCD & VHM TOOLS FOR COMPOSITES
 CHUCKS & ACCESSORIES
 TOOLS FOR EDGEBANDING MACHINES
 CIRCULAR SAW BLADES
 DRILL BITS
 STRAIGHT & SYSTEM KNIVES
 STARTER KIT

HBH2



Technical details:

- Super-strength steel
- Cutter portion coated with orange or black P.T.F.E.
- HW head with precision balanced centre point
- 2 HW precision ground cutting edges [Z2]
- 2 negatively ground spurs [V2]
- Parallel shank with driving flat and length adjusting screw

Application:

Ideal for hinges. Use on boring machines equipped with adapters or chucks. Use for drilling accurate and clean-cut blind holes in solid wood, wood composites, plastic and laminated materials.

D mm	L mm	S mm	ARTICLE RH	ARTICLE LH
15	70	10x26	HBH2.150.070.1R	HBH2.150.070.1L
16	70	10x26	HBH2.160.070.1R	HBH2.160.070.1L
18	70	10x26	HBH2.180.070.1R	HBH2.180.070.1L
20	70	10x26	HBH2.200.070.1R	HBH2.200.070.1L
22	70	10x26	HBH2.220.070.1R	HBH2.220.070.1L
25	70	10x26	HBH2.250.070.1R	HBH2.250.070.1L
26	70	10x26	HBH2.260.070.1R	HBH2.260.070.1L
30	70	10x26	HBH2.300.070.1R	HBH2.300.070.1L
35	70	10x26	HBH2.350.070.1R	HBH2.350.070.1L
40	70	10x26	HBH2.400.070.1R	HBH2.400.070.1L
45	70	10x26	HBH2.450.070.1R	HBH2.450.070.1L
50	70	10x26	HBH2.500.070.1R	HBH2.500.070.1L
55	70	10x26	HBH2.550.070.1R	HBH2.550.070.1L
60	70	10x26	HBH2.600.070.1R	HBH2.600.070.1L

Spare parts:

BBS1.M5.10	BBS1.M5.11

DWA | DWB



Technical details:

- Body made of durable steel
- Diamond blades with a precisely centered central point
- 2 PCD cutting edges (Z2)
- 2 PCD scoring blades (V2)
- Cylindrical shank with milling for easier assembly in the holder

Application:

Perfect for drilling hinge holes on multi-spindles drilling machines with suitable quick couplings. For making sockets in hardwood, wood-based materials, plastic and laminated materials. Thanks to the use of PCD blades, the service life of these drill bits is several dozen times greater than conventional drill bits with HM blades.

Note: Other dimensions on order.

DWA

D mm	L mm	S mm	ARTICLE RH	ARTICLE LH
12	57,5	10	DWA.012RH	DWA.012LH
14	57,5	10	DWA.014RH	DWA.014LH
15	57,5	10	DWA.015RH	DWA.015LH
20	57,5	10	DWA.020RH	DWA.020LH
25	57,5	10	DWA.025RH	DWA.025LH
26	57,5	10	DWA.026RH	DWA.026LH
30	57,5	10	DWA.030RH	DWA.030LH
35	57,5	10	DWA.035RH	DWA.035LH
40	57,5	10	DWA.040RH	DWA.040LH

DWB

D mm	L mm	S mm	ARTICLE RH	ARTICLE LH
12	70	10	DWB.012RH	DWB.012LH
14	70	10	DWB.014RH	DWB.014LH
15	70	10	DWB.015RH	DWB.015LH
20	70	10	DWB.020RH	DWB.020LH
25	70	10	DWB.025RH	DWB.025LH
26	70	10	DWB.026RH	DWB.026LH
30	70	10	DWB.030RH	DWB.030LH
35	70	10	DWB.035RH	DWB.035LH
40	70	10	DWB.040RH	DWB.040LH

Spare parts:

BBS1.M5.10	BBS1.M5.11

PCD & HM TOOLS
 SOLID CARBIDE ROUTER BITS
 PCD & VHM TOOLS FOR COMPOSITES
 CHUCKS & ACCESSORIES
 TOOLS FOR EDGEBANDING MACHINES
 CIRCULAR SAW BLADES
 DRILL BITS
 STRAIGHT & SYSTEM KNIVES
 STARTER KIT

WS1.018.012.042.001



RH
LH

Technical details:

For use on the machines: VITAP®

D mm	D' mm	ARTICLE
10	18	WS1.018.012.042.001

Spare parts:

BBS1.M5.04	991.062.00

WS1.020.010.043.001



RH
LH

Technical details:

For use on the machines: MORBIDELLI®

D mm	D' mm	ARTICLE
10	19,25	WS1.020.010.043.001

Spare parts:

BBS1.M5.04	991.062.00

WS1.020.014.040.001



RH
LH

Technical details:

For use on the machines: Masterwood®, Felder®, SCM®

D mm	D' mm	ARTICLE
10	19,4	WS1.020.014.040.001

Spare parts:

BBS1.M6.05	991.067.00

Adapters

WS1.020.017.046.001



RH
LH

Technical details:

For use on the machines: WEEKE®

D mm	D' mm	ARTICLE
10	20	WS1.020.017.046.001

Spare parts:

BBS1.M6.05	991.067.00

INFO	ARTICLE
Retaining screw for WEEKE®	BBS1.M5.11

WS1.020.015.037.001



RH

LH

Technical details:

For use on the machines: BIESSE®

D mm	D' mm	ARTICLE RH	ARTICLE LH
10	20	360.001.01	WS1.020.015.037.001

Spare parts:

BBS1.M6.06	991.067.00

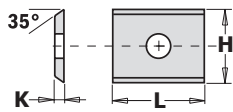


STRAIGHT AND SYSTEM KNIVES

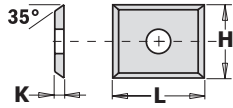


Reversible HM Knives

PCD & HM TOOLS

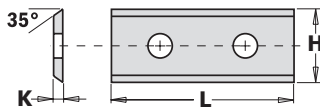


L mm	H mm	K mm	α	HC05	MG06	SMG02	UMG04
7,5	12	1,5	35°	75122	375122		
7,65	12	1,5	35°	76122			
9,6	12	1,5	35°	96122	396122	496122	
15	12	1,5	35°	15122	315122	415122	
19,5	12	1,5	4/35°	19122			
20	12	1,5	35°	20122	320122	420122	220122



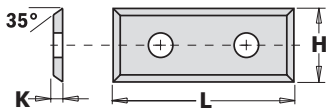
SOLID CARBIDE
ROUTER BITS

PCD & VHM TOOLS FOR
COMPOSITES



L mm	H mm	K mm	α	HC05	MG06	SMG02	UMG04
24,7	12	1,5	35°	125122			
30	12	1,5	35°	30122	330122	430122	230122
30	12	1,5	45°		630122		
40	12	1,5	35°	40122	340122	440122	240122
50	12	1,5	35°	50122	350122	450122	250122
60	12	1,5	35°	60122	360122	460122	

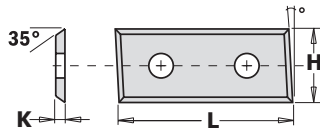
CHUCKS
& ACCESSORIES



L mm	H mm	K mm	α	HC05	MG06	SMG02	UMG04
29,5	9	1,5	35°	3094	33094		
29,5	12	1,5	35°	30124	330124		
39,5	9	1,5	35°	4094			
49,5	9	1,5	35°	5094	35094		
49,5	12	1,5	35°	50124	350124	450124	250124

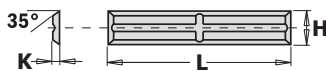
TOOLS FOR EDGEBANDING
MACHINES

CIRCULAR SAW BLADES



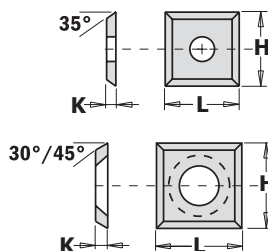
L mm	H mm	K mm	α	HC05	MG06	SMG02	UMG04
28,3	12	1,5	35°	283127			
48,3	12	1,5	35°	483127			

DRILL BITS



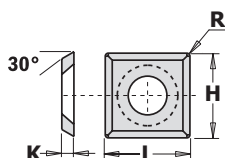
L mm	H mm	K mm	α	HC05	MG06	SMG02	UMG04
20	4,1	1,1	35°	220414	520414		
30	5,5	1,1	35°	230554	530554		
50	5,5	1,1	35°	250554	550554		

STRAIGHT
& SYSTEM KNIVES



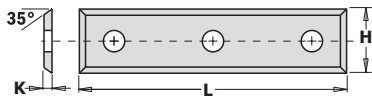
L mm	H mm	K mm	α	HC05	MG06	SMG02	UMG04
12	12	1,5	35°	12124	312124	412124	
13,6	13,6	2	30°	136204			
14	14	1,2	30°	14124			
14	14	2	30°	814204		414204	
14	14	2	45°		614204		

STARTER KIT

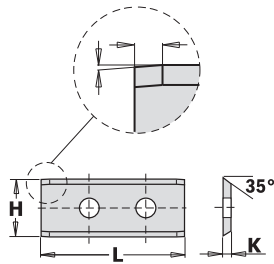


L mm	H mm	K mm	α	HC05	MG06	SMG02	UMG04
14	14	2	R/30°	14244			

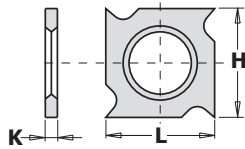
Reversible HM Knives



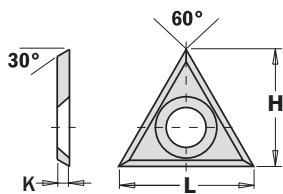
L mm	H mm	K mm	α	HC05	MG06	SMG02	UMG04
50	9	1,5	35°	5093			
50	12	1,7	35°	50123	150123	450123	



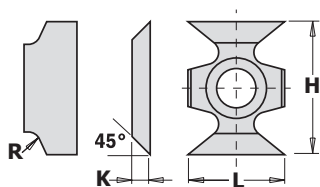
L mm	H mm	K mm	α	HC05	MG06	SMG02	UMG04
20	12	1,5	35°	20129			
30	12	1,5	35°	30129			
50	12	1,5	35°	50129			



L mm	H mm	K mm	α	HC05	MG06	SMG02	UMG04
18	18	1,95		181954			
18	18	2,45		182454			



L mm	H mm	K mm	α	HC05	MG06	SMG02	UMG04
22	19	2	30°		220201		



L mm	H mm	K mm	R mm	α	HC05	MG06	SMG02	UMG04
16	22	5	1,5		162215			
16	22	5	2		162220			
16	22	5	3		162230			
16	22	5		45°	162245			

PCD & HM TOOLS

SOLID CARBIDE
ROUTER BITS

PCD & VHM TOOLS FOR
COMPOSITES

CHUCKS
& ACCESSORIES

TOOLS FOR EDGEBANDING
MACHINES

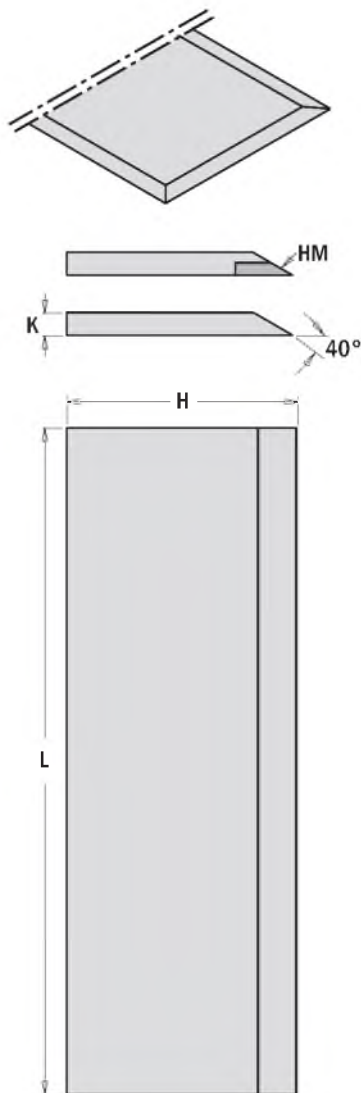
CIRCULAR SAW BLADES

DRILL BITS

STRAIGHT
& SYSTEM KNIVES

STARTER KIT


HSS-HM



L mm	H mm	K mm	ARTICLE HSS	ARTICLE HM
80	30	3	HS1.080.303	HM1.080.303
100	30	3	HS1.100.303	HM1.100.303
120	30	3	HS1.120.303	HM1.120.303
130	30	3	HS1.130.303	HM1.130.303
140	30	3	HS1.140.303	HM1.140.303
150	30	3	HS1.150.303	HM1.150.303
160	30	3	HS1.160.303	HM1.160.303
180	30	3	HS1.180.303	HM1.180.303
190	30	3	HS1.190.303	HM1.190.303
200	30	3	HS1.200.303	HM1.200.303
210	30	3	HS1.210.303	HM1.210.303
230	30	3	HS1.230.303	HM1.230.303
240	30	3	HS1.240.303	HM1.240.303
250	30	3	HS1.250.303	HM1.250.303
260	30	3	HS1.260.303	HM1.260.303
300	30	3	HS1.300.303	HM1.300.303
310	30	3	HS1.310.303	HM1.310.303
350	30	3	HS1.350.303	HM1.350.303
400	30	3	HS1.400.303	HM1.400.303
410	30	3	HS1.410.303	HM1.410.303
430	30	3	HS1.430.303	HM1.430.303
450	30	3	HS1.450.303	HM1.450.303
500	30	3	HS1.500.303	HM1.500.303
510	30	3	HS1.510.303	HM1.510.303
520	30	3	HS1.520.303	HM1.520.303
530	30	3	HS1.530.303	HM1.530.303
600	30	3	HS1.600.303	HM1.600.303
610	30	3	HS1.610.303	HM1.610.303
630	30	3	HS1.630.303	HM1.630.303
640	30	3	HS1.640.303	HM1.640.303
710	30	3	HS1.710.303	HM1.710.303
810	30	3	HS1.810.303	HM1.810.303
1050	30	3	HS1.1050.303	HM1.1050.303

Material	HSS	HM
Soft wood, dry	★	
Soft wood, wet	☆	
Hard wood, dry	★	★
Hard wood, wet	★	☆
Chipboard		☆
MDF		☆
Plywood	☆	★

★ Excellent ☆ Good



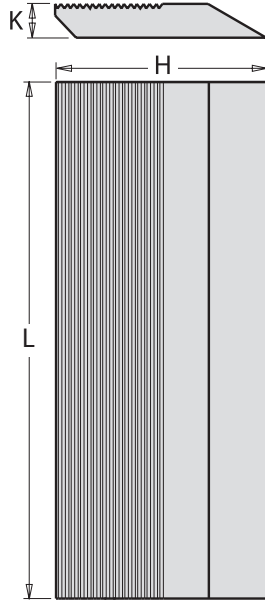
Note:

Other dimensions are available on request. The mirror finish of the cutting edges allows for excellent cut and longer life.

PCD & HM TOOLS
 SOLID CARBIDE ROUTER BITS
 PCD & VHM TOOLS FOR COMPOSITES
 CHUCKS & ACCESSORIES
 TOOLS FOR EDGEBANDING MACHINES
 CIRCULAR SAW BLADES
 DRILL BITS
 STRAIGHT & SYSTEM KNIVES
 STARTER KIT

HR1


HSS



Application:

Grooves on the knife enable its precise placement on the tool.

L mm	H mm	K mm	ARTICLE HSS
40	50	8	HR1.040.508
40	60	8	HR1.040.608
40	70	8	HR1.040.708
60	50	8	HR1.060.508
60	60	8	HR1.060.608
60	70	8	HR1.060.708
80	50	8	HR1.080.508
80	60	8	HR1.080.608
80	70	8	HR1.080.708
100	50	8	HR1.100.508
100	60	8	HR1.100.608
100	70	8	HR1.100.708
120	50	8	HR1.120.508
120	60	8	HR1.120.608
120	70	8	HR1.120.708
130	60	8	HR1.130.608
130	70	8	HR1.130.708
650	40	8	HR1.650.408
650	50	8	HR1.650.508
650	60	8	HR1.650.608
650	70	8	HR1.650.708



Note:

Other dimensions are available on request.

PCD & HM TOOLS

KS1-KS2-KS3

HSS

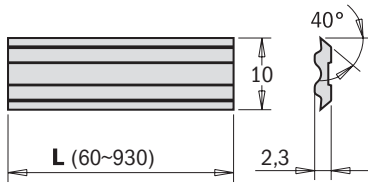
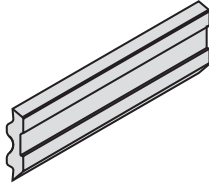
HM

Note:

Other dimensions on request.

SOLID CARBIDE ROUTER BITS

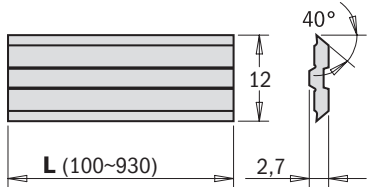
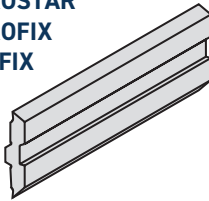
TERSA



PCD & VHM TOOLS FOR COMPOSITES

CHUCKS & ACCESSORIES

CENTROSTAR CENTROFIX QUICKFIX



TOOLS FOR EDGE-BANDING MACHINES

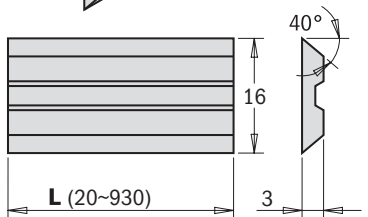
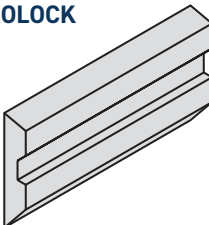
CIRCULAR SAW BLADES

DRILL BITS

STRAIGHT & SYSTEM KNIVES

STARTER KIT

CENTROLOCK



TERSA

L mm	H mm	K mm	ARTICLE
60	10	2,3	KS1.060.01
80	10	2,3	KS1.080.01
100	10	2,3	KS1.100.01
110	10	2,3	KS1.110.01
120	10	2,3	KS1.120.01
130	10	2,3	KS1.130.01
140	10	2,3	KS1.140.01
150	10	2,3	KS1.150.01
160	10	2,3	KS1.160.01
170	10	2,3	KS1.170.01
180	10	2,3	KS1.180.01
190	10	2,3	KS1.190.01
200	10	2,3	KS1.200.01
210	10	2,3	KS1.210.01
220	10	2,3	KS1.220.01
230	10	2,3	KS1.230.01
235	10	2,3	KS1.235.01
240	10	2,3	KS1.240.01
250	10	2,3	KS1.250.01
260	10	2,3	KS1.260.01
270	10	2,3	KS1.270.01
280	10	2,3	KS1.280.01
300	10	2,3	KS1.300.01
310	10	2,3	KS1.310.01
330	10	2,3	KS1.330.01
350	10	2,3	KS1.350.01
360	10	2,3	KS1.360.01
400	10	2,3	KS1.400.01
410	10	2,3	KS1.410.01
420	10	2,3	KS1.420.01
430	10	2,3	KS1.430.01
450	10	2,3	KS1.450.01
460	10	2,3	KS1.460.01
480	10	2,3	KS1.480.01
500	10	2,3	KS1.500.01
510	10	2,3	KS1.510.01
520	10	2,3	KS1.520.01
530	10	2,3	KS1.530.01
540	10	2,3	KS1.540.01
610	10	2,3	KS1.610.01
620	10	2,3	KS1.620.01
630	10	2,3	KS1.630.01
635	10	2,3	KS1.635.01
640	10	2,3	KS1.640.01
650	10	2,3	KS1.650.01
710	10	2,3	KS1.710.01
810	10	2,3	KS1.810.01
860	10	2,3	KS1.860.01
910	10	2,3	KS1.910.01
930	10	2,3	KS1.930.01

CENTROSTAR, CENTROFIX, QUICKFIX

L mm	H mm	K mm	ARTICLE
60	12	2,7	KS2.060.01
80	12	2,7	KS2.080.01
100	12	2,7	KS2.100.01
110	12	2,7	KS2.110.01
120	12	2,7	KS2.120.01
130	12	2,7	KS2.130.01
140	12	2,7	KS2.140.01
150	12	2,7	KS2.150.01
160	12	2,7	KS2.160.01
170	12	2,7	KS2.170.01
180	12	2,7	KS2.180.01
190	12	2,7	KS2.190.01
200	12	2,7	KS2.200.01
210	12	2,7	KS2.210.01
220	12	2,7	KS2.220.01
230	12	2,7	KS2.230.01
240	12	2,7	KS2.240.01
250	12	2,7	KS2.250.01
260	12	2,7	KS2.260.01
270	12	2,7	KS2.270.01
280	12	2,7	KS2.280.01
300	12	2,7	KS2.300.01
310	12	2,7	KS2.310.01
350	12	2,7	KS2.350.01
360	12	2,7	KS2.360.01
400	12	2,7	KS2.400.01
410	12	2,7	KS2.410.01
420	12	2,7	KS2.420.01
430	12	2,7	KS2.430.01
450	12	2,7	KS2.450.01
480	12	2,7	KS2.480.01
510	12	2,7	KS2.510.01
520	12	2,7	KS2.520.01
530	12	2,7	KS2.530.01
610	12	2,7	KS2.610.01
620	12	2,7	KS2.620.01
630	12	2,7	KS2.630.01
640	12	2,7	KS2.640.01
650	12	2,7	KS2.650.01
710	12	2,7	KS2.710.01
810	12	2,7	KS2.810.01
930	12	2,7	KS2.930.01

CENTROLOCK

L mm	H mm	K mm	ARTICLE
20	16	3	KS3.020.01
60	16	3	KS3.060.01
80	16	3	KS3.080.01
100	16	3	KS3.100.01
130	16	3	KS3.130.01
150	16	3	KS3.150.01
170	16	3	KS3.170.01
180	16	3	KS3.180.01
190	16	3	KS3.190.01
210	16	3	KS3.210.01
230	16	3	KS3.230.01
235	16	3	KS3.235.01
240	16	3	KS3.240.01
260	16	3	KS3.260.01
270	16	3	KS3.270.01
310	16	3	KS3.310.01
460	16	3	KS3.460.01
650	16	3	KS3.650.01
930	16	3	KS3.930.01

STARTER KITS

The perfect starting point for users, with professional-level tools in handy toolbox.

KIT NO. 01 - NESTING
INDEX NO. SET.NESTING

Includes:

Set of nesting and planning cutters:

- Z3+3 PCD cutter for nesting in THERMO Chuck
- Z2+2 PCD cutter for nesting in ER40 Chuck
- Z3+3 VHM cutter for nesting in ER40 Chuck
- Z3 cutter with exchangeable knives for planning in ER40 Chuck



KIT NO. 02 - LAMELLO
INDEX NO. SET.LAMELLO

Includes:

Set for Lamello solution:

- Saw blade for Lamello connection
- Saw blade adapter for CNC machine
- Cutter for Lamello connection
- Drill bits for Lamello connection
- EOC25 Chuck
- Set of Precision Collets



PCD & VHM TOOLS

SOLID CARBIDE ROUTER BITS

PCD & VHM TOOLS FOR COMPOSITES

CHUCKS & ACCESSORIES

TOOLS FOR EDGEBANDING MACHINES

CIRCULAR SAW BLADES

DRILL BITS

STRAIGHT & SYSTEM KNIVES

STARTER KIT

Starter Kits

KIT NO. 03 - ER40 INDEX NO. SET.ER40

Includes:

- Chuck HSK-63 ER40 for CNC machines
- Set of Precision Collets



KIT NO. 04 - ER32 INDEX NO. SET.ER32

Includes:

- Chuck HSK-63 ER32 for CNC machines
- Set of Precision Collets



KIT NO. 05 - EOC25 INDEX NO. SET.EOC25

Includes:

- Chuck HSK-63 EOC25 for CNC machines
- Set of Precision Collets

PCD & HM TOOLS

SOLID CARBIDE
ROUTER BITS

PCD & VHM TOOLS FOR
COMPOSITES

CHUCKS
& ACCESSORIES

TOOLS FOR EDGE-BANDING
MACHINES

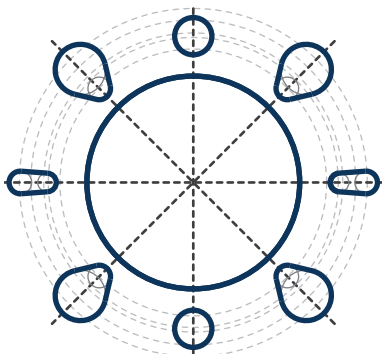
CIRCULAR SAW BLADES

DRILL BITS

STRAIGHT
& SYSTEM KNIVES

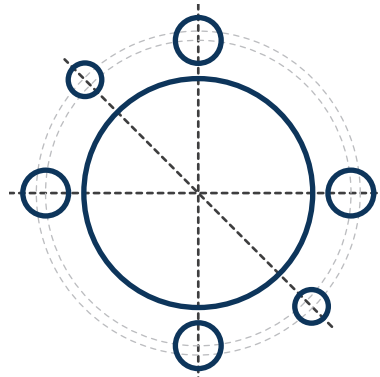
STARTER KIT

Additional holes



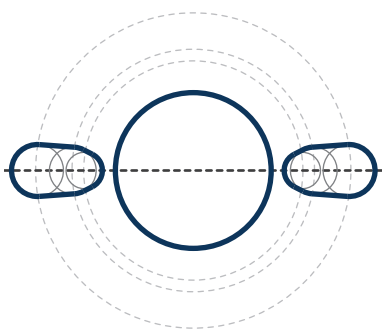
PH01 | ITA

2 / 14 / 110 mm
 4 / 19 / 120 mm
 4 / 8,5 / 100 mm
 4 / 7 / 110 mm
 4 / 8,5 / 130 mm



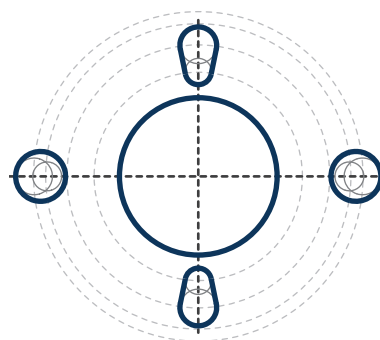
PH02 | ITA

4 / 15 / 105 mm
 2 / 11 / 100 mm



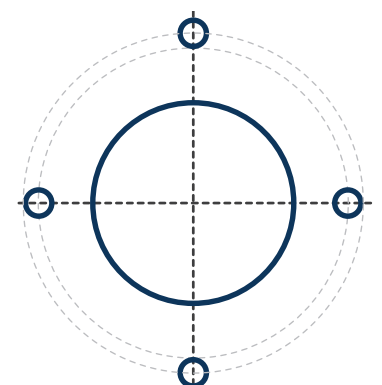
PH03 | ITA

2 / 7 / 42 mm
 2 / 9 / 46,4 mm
 2 / 10 / 60 mm



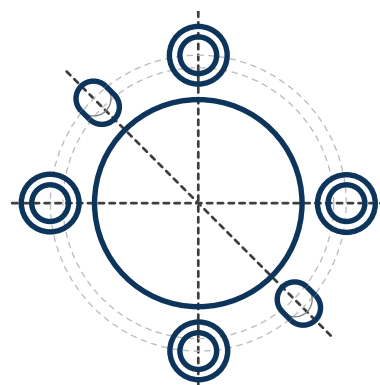
PH04 | ITA

2 / 10 / 80 mm
 2 / 14 / 100 mm
 2 / 14 / 125 mm
 2 / 11 / 115 mm
 2 / 19 / 120 mm



PH05 | ITA

2 / 9 / 110 mm
 2 / 9 / 100 mm



PH06 | ITA

2 / 5,9 / 50 mm
 2 / 5,9 / 46 mm
 4 / 5,5 / 50 mm
 4 / 9 / 50 mm

























MATERIALS	ACRYLIC	PE	PE-LD	PE-HD	ABS	PETF	PW	PVC	PA	POM	PMMA	HDPE	ALUCOBOND®
MODELS													
ST01 / ST28 / ST51	●●●	●●●	●●●	●●●	●●●	●●●	●●●	●●●	●●●	●●○	●●●	●●●	●●○
SP01 / SP51	●●○	●●○	●●○	●●○	●●○	●●○	●●○	●●○	●●○	●●○	●●○	●●○	●●●
SQ01	●○○	●○○	●○○	●○○	●○○	●○○	●○○	●○○	●○○	●○○	●○○	●○○	○○○
SQ31	●○○	●○○	●○○	●○○	●○○	●○○	●○○	●○○	●○○	●○○	●○○	●○○	○○○
SR01	●●○	●○○	●○○	●○○	●○○	●○○	●○○	●○○	●○○	●○○	●○○	●○○	○○○
SR33	○○○	○○○	○○○	○○○	○○○	○○○	○○○	○○○	○○○	●●●	○○○	●●●	○○○
CNR / CNV / CNS	○○○	○○○	○○○	○○○	○○○	○○○	○○○	○○○	○○○	○○○	○○○	○○○	○○○
CPS / CSS / CVS / CPU	○○○	○○○	○○○	○○○	○○○	○○○	○○○	○○○	○○○	○○○	○○○	○○○	○○○
SQ02 / SQ32 / SR02 / SR34	○○○	○○○	○○○	○○○	○○○	○○○	○○○	○○○	○○○	●○○	○○○	○○○	○○○
SB02 / SI02 / SC02 / SF02	○○○	○○○	○○○	○○○	○○○	○○○	○○○	○○○	○○○	○○○	○○○	○○○	○○○
FVH.Ra1 / FVH.Ra2 / FVH.Ra3	○○○	○○○	○○○	○○○	○○○	○○○	○○○	○○○	○○○	○○○	○○○	○○○	●●●
SY26	●○○	●○○	●○○	●○○	●○○	●○○	●○○	●○○	●○○	●○○	●○○	●○○	○○○
SZ26	●○○	●○○	●○○	●○○	●○○	●○○	●○○	●○○	●○○	●○○	●○○	●○○	○○○
SY26.XR	●○○	●○○	●○○	●○○	●○○	●○○	●○○	●○○	●○○	●○○	●○○	●○○	○○○
FVH 22,5°/30°/45°	●●○	●●○	●●○	●●○	●●○	●●○	●●○	●●○	●●○	●●○	●●○	●●○	●○○
DT2	○○○	○○○	○○○	○○○	○○○	○○○	○○○	○○○	○○○	○○○	○○○	○○○	○○○
DTS	○○○	○○○	○○○	○○○	○○○	○○○	○○○	○○○	○○○	○○○	○○○	○○○	○○○
DTK	○○○	○○○	○○○	○○○	○○○	○○○	○○○	○○○	○○○	○○○	○○○	○○○	○○○
DT5	○○○	○○○	○○○	○○○	○○○	○○○	○○○	○○○	○○○	○○○	○○○	○○○	○○○
FFR	○○○	○○○	○○○	○○○	○○○	○○○	○○○	○○○	○○○	○○○	○○○	○○○	○○○
FDT.12.006.12.0SR	○○○	○○○	○○○	○○○	○○○	○○○	○○○	○○○	○○○	○○○	○○○	○○○	●●○
FDH.18.007.16.0SR	○○○	○○○	○○○	○○○	○○○	○○○	○○○	○○○	○○○	○○○	○○○	○○○	●●○
FDH.30.005.12.0SR	○○○	○○○	○○○	○○○	○○○	○○○	○○○	○○○	○○○	○○○	○○○	○○○	●●○

LEGEND: ●●● - perfect quality ●●○ - good quality ●○○ - satisfactory quality ○○○ - do not apply

Abbreviated Designations

α	- Cutting angle	K min.	- Min. cutting width
β	- Upper rake	K max.	- Max. cutting width
δ	- Radial rake	KR	- External diameter of the received element
γ	- Axial-rake	L	- Length / width
λ	- Rake angle of blade	LA	- Distance between the extreme holes
ψ	- Deflection angle	LB	- Adjusting length
<>	- Special cut for easier fitting of saw blade	LH	- Left hand rotation
A	- Cutting angle	N	- Pitch
B	- Thickness of the tool body at the bore hole	N / mm²	- Breaking force
C	- Tenon height	P	- Thickness of tool
CH50	- Turnkey milling 50mm	PH	- Additional pins (types and track)
Densimet[®]	- Ultra durable metal with a high tungsten content	PTFE	- Non-stick industrial coating
D	- Cutting circle diameter	R	- Radius
D max.	- Max. cutting circle diameter	RH	- Right hand rotation
D min.	- Min. cutting circle diameter	RPM	- Permissible RPM (rotation per minute)
DKN	- Additional pins at the fixing hole 4x8mm	S	- Type of clamping
F	- Bore diameter	S (mm)	- Diameter of shank
G	- Recommended depth of drilling	ShA	- Shore hardness on the Shore scale
H (PCD)	- High of (PCD plates)	ST	- Leap clamp
H	- Cutting depth	T	- Max. profile depth / cutting depth
HV10	- Shore hardness on the Vickers scale	TK	- Pinhole demotions
I	- Cutting length	V	- Number of spurs
I max.	- Max. height of cutting material	Z	- Number of teeth
ISO	- Quality of carbide	ZM	- Clamping range
K	- Cutting width	W	- Width

List of Symbols

	Cross cut		Right-hand rotation
	Longitudinal cut		Right-hand & Left-hand rotation
	Cross and longitudinal cut		Sharpening by laser ablation method
	Saws for longitudinal cut on Multi rip machines		Cross cut of ALU profiles
	Saw blades for grooving		Polycrystalline diamond
	Number of tooth		Tools with changeable knives
	Aluminium body		Monolit carbide tools
	Tungsten carbide tipped		Alloyed tools steel
	High speed steel		Mechanical feed
	Symmetrical rotation		Accessories
	Manual feed		Left-hand rotation
	Noise-reduction		Chrome saw blades

CHECK OUT OUR CATALOGUE ONLINE

 www.ita.tools



linkedin.com/company/itatools



youtube.com/user/itatools



facebook.com/ita.tools.poland



instagram.com/ita.tools

ITA TOOLS Sp. z o.o.
Wodna 9 Street
30-556 Cracow, Poland
VAT No.: PL6793008547

Export Department:
tel.: +48 12 306 79 03
kom.: +48 504 829 946
e-mail: export@itatools.pl

Everyday better